

Seasonal zooplankton community variation in Karataş Lake, Turkey

Apaydın Yağcı, M.

Received: June 2012

Accepted: December 2012

Abstract

This study was carried out to determine seasonal variation and zooplankton community structure in Karataş Lake, Southern Turkey. Zooplankton samples were collected seasonally between 2002 and 2003 in two stations using a zooplankton net of 55-µm mesh size. A total of 42 taxa were identified, including 19 taxa (45.2 %) Rotifera, 16 taxa (38.1 %) Cladocera, and 7 taxa (16.7 %). Copepoda. Among them, *Keratella quadrata*, *Asplanchna priodonta* from Rotifera, *Daphnia longispina*, *Ceriodaphnia quadrangula*, *Chydorus sphaericus*, *Coranatella rectangula* from Cladocera, and *Eudiaptomus drieschi*, *Eucyclops speratus* from Copepoda were dominant species. Spring and autumn seasons were found to be the most similar by using Sorenson index value.

Keywords: Zooplankton, Community, Seasonal change, Karataş Lake

-Mediterranean Fisheries Research, Production, and Training Institute, Eğirdir Area-Isparta, Turkey

*Corresponding author's email: meralyagci@gmail.com

Introduction

The abundance of organic matter of aquatic habitats depends completely on the food chain process. In the food chain of freshwater ecosystems, the first chain is Phytoplankton and the second chain is Zooplankton. It has been reported that zooplankton is the best bait in terms of natural foods in trout feeding (Başçınar and Çakmak, 2010). Cladocera and Copepoda have a crucial role in zooplanktonic organism groups which is the second chain of aquatic ecosystems. A considerable amount of Cladocera lives in freshwater; whereas, a very limited amount lives in brackish one. Cladoceran inhabits diverse habitats and are at times exposed to a great variety of harsh and extreme environmental conditions. Cyclopoid and Harpacticoid copepods are determinant as indicators in decision of trophic state (Geng et al., 2005; Sarma et al., 2005). Rotifera or wheel animalcules are one of the most interesting groups of freshwater invertebrates. Their size ranges between 45µm and about 2.5 mm, the most common length being 100-500 µm (Sládeček, 1983; Dumont, 2007). Phylum rotifera is divided into three classes: Monogononta, Bdelloidea, and Seisonidea. The largest group is the Monogononta, with about 1500 species, followed by the Bdelloidea, with about 350 species. Rotifera is an important component of freshwater zooplankton and is not only important food for many fishes but also used as an indicator of water quality (Geng et al., 2005).

Many studies on zooplanktonic organisms of lentic ecosystems in Turkey were conducted by Ustaoglu (1986) in Karagöl Lake, Gündüz (1987) in Karamık and Hoyran Lake, Dumont and De Ridder (1987) in Burdur, Beyşehir, Eğirdir and Akşehir Lake, Ustaoglu and Balık (1990) in Gebekirse Lake, Segers et al. (1992) in Çıldır and Hafik Lake, Emir and Demirsoy (1996) in Karamık Lake, Altındağ and Yiğit (2002) in Burdur Lake, Güher and Kırgız (2004) in Terkos Lake, Bozkurt (2006) in Yenişehir Lake, Kaya and Altındağ (2007) in Eğirdir and Kovada Lake, Altındağ et al. (2009) in Karaman Stream, Bekleyen and İpek (2010) in Balıklıgöl, Apaydın Yağcı and Ustaoglu (2012) in İznik Lake. The zooplankton fauna of Turkey were listed by Ustaoglu (2004).

In the study of 1972 and 1997 in Karataş Lake (Ongan et al., 1972; Gündüz, 1997), the lake's cladocera species have been investigated, and in the study of 1990 and 1991 the lake's rotifera species have been reported (Emir, 1990, 1991). In 1999, zooplankton fauna have been studied in research about the lake's biological diversity, but very few zooplanktonic organisms have been reported in terms of number of species. In the studies carried out in the lake so far, the *Cyclops* sp. belonging to the copepoda group has been stated, but it is thought that there is a literature insufficiency about the copepoda fauna (Kazancı et al., 1999). The purpose of this study is to determine the seasonal variation of Karataş Lake's zooplankton to contribute to zooplankton of that lake and especially to the copepoda and cladocera

group, in terms of species and also to show the change of about 30 years of the zooplankton fauna of the Karataş Lake. In addition, areas of the world, to draw attention to the habitat of White-Headed Duck birds.

Materials and methods

Study Area

Karataş Lake, which is in the Lakes Region, is in the border of Burdur, in the northeastwards of Tefenni Plain. The coordinates of the lake are 37°21'36"-37°25'17"N, 29°57'11"-29°59'19"E with the altitude of 1050 m. The maximum area is 11.9 km² and the maximum depth is 2 m. The main source of the lake is Bozçay. It is used as irrigation source with dikes built. All around lake, especially the west side is covered with reddy. Cereals agriculture is intense in the region (Yarar and Magnin, 1997). Lake Karataş contains important fish species, namely; *Cyprinus carpio* Linnaeus, 1758, *Scardinius erythrophthalmus* (Linnaeus, 1758), *Sander lucioperca* (Linnaeus, 1758), *Knipowitschia caucasica* (Berg, 1916), *Aphanius anatoliae anatoliae* (Leidenfrost, 1912), *Capoeta capoeta bergamae* (Karaman, 1969) (Geldiay and Balık, 2002; Kır, 2005; Yeğen et al., 2006). Yarar and Magnin (1997) stated that, Karataş Lake was taken to the Wildlife Protection Area by the Turkish Government in 1995. According to Hughes et al. (2006), the White-Headed Duck (*Oxyura leucocephala*), whose wintering area is Karataş Lake, is in the list of RAMSAR, CBD, CITES, and BERN convention which have an international importance. Turkey has the largest wintering

population of the White-Headed Duck of any range state, and also holds a major breeding population. The most important site in Turkey is Burdur Lake which often holds over 50% of the known world population during winter (Green and Hughes, 1996).

This study was carried out in 2002-2003. The samples were collected seasonally at two different stations in Karataş Lake (Fig. 1). Station 1 was at the middle southwest coasts; and Station 2 at the northeast coasts of the lake.

The zooplankton samples were collected using a standard plankton net (Hydrobios model 55 µm mesh size). Samples were preserved in 4% formaldehyde in 250 ml plastic bottles. Binocular biological research samples. In the rotifera species, the identification with the trophi; and in the cladocera and copepoda species the identification with the dissection were carried out. In the systematic identification of zooplankton samples Mann (1940), Mucke (1951), Negrea (1983), Korovchinsky (1992), Smirnov (1996) were used for Cladocera; Kiefer (1952-1955), Dussart (1967-1969), Kiefer and Fryer (1978), Alekseev et al. (2006) were used for Copepoda; Ruttner-Kolisko (1974), Koste (1978), Segers (1995) and Nogrady and Segers (2002) were used for Rotifera. Water temperature, pH, conductivity and dissolved oxygen concentrations were measured with a W.T.W. 340 I. Coordinates of the stations were identified with Magellan Sportrak.

In comparing the faunistic composition of zooplankton were used the Sorenson similarity index (S) and Jaccard index (CJ) (Hellawell, 1986).

$S = 2C/A+B$ Where: “A” is the number of species present in one population, “B” is the number of species present in the other population, and “C” is the number of species present in both populations.

$CJ = J/(a+b-J)$ Where: “a” is the number of species present in one population, “b” is the number of species present in the other population, and “J” is the number of species common to both populations.

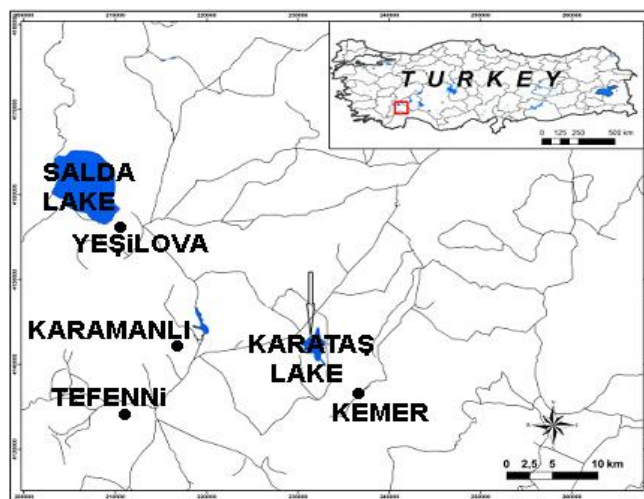


Figure 1: Map of study area of Karataş Lake

Results

As a result of the qualitative determinations, 16 taxa belonging to 5 families from cladocera; 7 taxa belonging

to 3 family from copepoda; 19 taxa belonging to 10 family from rotifera were identified. The identified species are as follows:

Phylum: Rotifera

Subclass: Monogononta

Order: Ploimia

Family: Branchionidae

Brachionus angularis Gosse, 1851

Keratella cochlearis (Gosse, 1851)

Keratella quadrata (O. F. Müller, 1786)

Keratella tropica (Apstein, 1907)

Notholca acuminata (Ehrenberg, 1832)

Notholca squamula (O. F. Müller, 1786)

Family: Mytilinidae

Mytilina sp.

Family: Lecanidae

Lecane bulla (Gosse, 1851)

Lecane luna (O. F. Müller, 1776)

Lecane sp.

Family: Trichotriidae

Trichotria tetractis (Ehrenberg, 1830)

Family: Synchaetidae

Synchaeta pectinata Ehrenberg, 1832

Polyarthra dolichoptera Idelson, 1925

Family: Asplanchnidae

Asplanchna priodonta Gosse, 1850

Order: Flosculariacea

Family: Testudinellidae

Testudinella patina (Hermann, 1783)

Family: Conochilidae

Conochilus dossuarius (Hudson, 1885)

Family: Hexarthridae

Hexarthra fennica (Levander, 1892)

Family: Filiniidae

Filinia terminalis (Plate, 1886)

Filinia longiseta (Ehrenberg, 1834)

Phylum: Cladocera**Subphylum: Crustacea****Subclass: Phyllopoa****Order: Diplostraca****Family: Sididae***Diaphanosoma brachyurum* (Liévin, 1848)*Diaphanosoma lacustris* Korinek, 1981**Infraorder: Anomopoda****Family: Daphniidae***Daphnia magna* Straus, 1820*Daphnia longispina* O.F.Müller, 1776**Phylum: Cladocera****Subphylum: Crustacea****Subclass: Phyllopoa****Infraorder: Anomopoda****Family: Daphniidae***Ceriodaphnia quadrangula* (Müller, 1785)**Family: Moinidae***Moina brachiata* (Jurine, 1820)**Family: Bosminidae***Bosmina longirostris* (Müller, 1776)**Family: Chydoridae****Subfamily: Chydorinae***Pleuroxus aduncus* (Jurine, 1820)*Pleuroxus trigonellus* (Müller, 1776)*Pleuroxus* sp. (Sars, 1862)*Disparalona rostrata* (Koch, 1841)*Chydorus sphaericus* (Müller, 1776)**Subfamily: Aloninae***Alona costata* Sars, 1862*Coranatella rectangula* Sars, 1862*Acroperus harpae* (Baird, 1835)*Graptoleberis testudinaria* (Fischer, 1848)**Class: Maxillopoda****Subclassis: Copepoda****Order: Calanoida****Family: Diaptominae****Subfamily: Diaptominae***Acanthodiaptomus denticornis* (Wierzejski, 1887)*Eudiaptomus drieschi* (Poppe & Mrazek, 1895)*Arctodiaptomus bacillifer* (Koelbel, 1885)**Order: Cyclopoida****Family: Cyclopoidae****Subfamily: Eucyclopinae***Eucyclops speratus* (Lilljeborg, 1901)*Paracyclops fimbriatus* (Fischer, 1853)**Subfamily: Cyclopinae***Cyclops abyssorum* Sars, 1863**Order: Harpacticoida****Family: Canthocamptidae***Canthocamptus staphylinus* (Jurine, 1820)

The seasonal mean values in the study area, the surface water temperature in the lake ranged from 10.6 to 17.1 °C, pH from 8.51 to 8.53, DO from 3.3 to 7.7 mg/L and conductivity from 454 to 549 $\mu\text{S}/\text{cm}^2$ were determined. When the distribution of species according to stations in all seasons is examined from the Table 1, it is realized that there are 30 species in the Station 1 and 38 species in Station 2. Moreover it is identified that the greatest number of species is observed in summer (26 taxa) and autumn (23 taxa) and the least number

of species is observed in spring (15 taxa) (Table 1). Summer, with 26 species, was the seasonal when the highest number of species was observed; Spring, with 17 species, was the seasonal with the lowest number of species (Fig. 2). The lower value of Sorenson index (27%) and Jaccard index (15 %) were recorded in summer zooplankton and higher value Sorenson index (79 %) and Jaccard index (65%) were recorded in autumn zooplankton (Table 2).

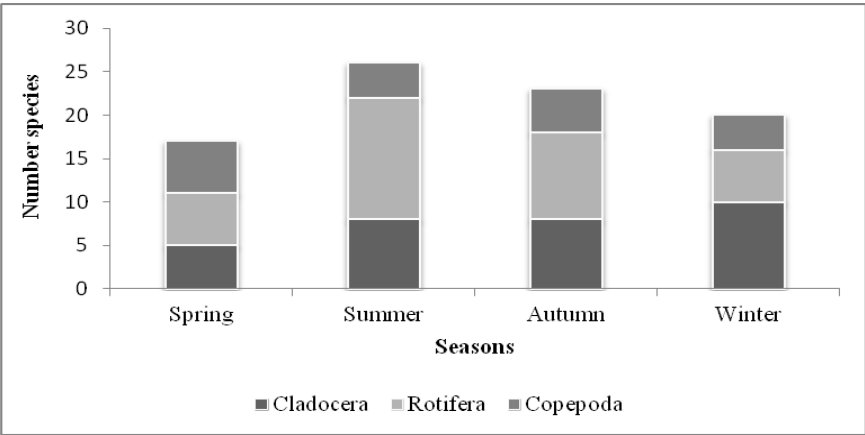



Figure 2: Seasonal changes in the number of zooplankton species in Karataş Lake

Table 1 : Seasonal distributions of zooplankton species in Karataş Lake

Species	Seasons and Stations							
	2002		2002		2002		2003	
	Spring		Summer		Autumn		Winter	
	1	2	1	2	1	2	1	2
CLADOCERA								
<i>Diaphanosoma brachyurum</i> ^{a,b,d}			●		●			
<i>Diaphanosoma lacustris</i> ^b			●		●	●		
<i>Daphnia magna</i> ^{a,b}	●	●	●					
<i>Daphnia longispina</i> ^{a,b}	●	●	●	●	●		●	●
<i>Ceriodaphnia quadrangula</i> ^a	●		●		●			
<i>Moina brachiata</i> [*]					●	●		
<i>Bosmina longirostris</i> ^{b,d}					●	●	●	●
<i>Pleuroxus aduncus</i> [*]							●	
<i>Pleuroxus trigonellus</i> [*]							●	●
<i>Pleuroxus</i> sp. [*]							●	
<i>Disparalona rostrata</i> [*]			●					
<i>Chydorus sphaericus</i> ^{a,b}	●	●	●		●	●	●	●
<i>Alona costata</i> [*]								●
<i>Coranatella rectangula</i> [*]		●	●	●	●	●		●
<i>Acroperus harpae</i> [*]								●
<i>Graptoleberis testudinaria</i> [*]								●
COPEPODA								
<i>Acanthodiaptomus denticornis</i> [*]			●		●	●		
<i>Eudiaptomus drieschi</i> [*]	●		●		●	●	●	●
<i>Arctodiaptomus bacillifer</i> [*]	●				●	●		●
<i>Eucyclops speratus</i> [*]	●	●	●		●	●		●
<i>Paracyclops fimbriatus</i> [*]		●						
<i>Cyclops abyssorum</i> [*]	●	●				●		
<i>Canthocamptus staphylinus</i> [*]	●	●	●					
ROTIFERA								



a: Ongan et al., 1972 b: Gündüz, 1997 c: Emir, 1990–1991 d: Kazancı et al., 1999

*: Species marked by an asteriks are new records for Karataş Lake

Table 2: Sorenson Similarity Index for zooplankton species present in Karataş Lake

Zooplankton	Spring	Summer	Autumn	Winter
S	75 %	27 %	79 %	59 %
CJ	60 %	15 %	65 %	42 %

Discussion

In all seasons, dominant species in the lake were observed as *Daphnia longispina*, *Chydorus sphaericus*, and *Coranatella rectangula* belonging to Cladocera and *Eucyclops speratus*, *Eudiaptomus drieschi* belonging to Copepoda. *Disparalona rostrata*, *Moina brachiata*, *Acroperus harpae* and *Graptoleberis testudinaria* from cladocera were observed in summer, autumn and winter, respectively. *Paracyclops fimbriatus* from copepoda was observed only in spring. In this study, especially in summer, determined *Trichotria tetractis*, *Lecane luna*, *Lecane bulla*, *Lecane* sp., *Polyarthra dolichoptera* and *Mytilina* sp. were rotifera. *Keratella tropica* and *Testudinella patina* were observed in

autumn only. *Notholca squamula* and *N. acuminata* were observed in spring only. *Filinia terminalis* was found in winter only. The lower value of Sorenson's index for total zooplankton composition reveal the change in community structure (Table 2). In Lake Karataş total zooplankton composition has significantly changed compared to earlier study. The low value of Sorenson index (27 %) and Jaccard index (15 %) in Karataş Lake reveals that the some change in the rotifera composition due to the disappearance of 3 species (Table 1). *Polyarthra dolichoptera*, *Testudinella patina* and *Filinia terminalis* group of rotifera species were not found in summer zooplankton.

In this study, the zooplankton fauna contained 42 taxa, among them 19 were from rotifera, 7 from copepod and 16 from cladocera. In the studies of Karataş Lake in 1990 and 1991 (Emir, 1990, 1991), 10 rotifera species (*Filinia longiseta*, *Brachionus urceolaris*, *Trichotria tetractis*, *Lecane luna*, *Polyarthra vulgaris*, *P. dolicoptera*, *P. remata*); and in the study of 1999 (Kazancı et al., 1999), 2 rotifera species (*Keratella quadrata* and *Filinia terminalis*) have been presented. From these species, 5 species (*Brachionus urceolaris*, *Polyarthra vulgaris*, *P. remata*, *Lophocharis salpina* and *Ascomorpha saltans*) were not observed in this investigation. *Macrothrix laticornis*, from cladocera found by Ongan et al. (1972) and *Ceriodaphnia dubia*, *C. reticulata*, *C. pulchella*, *Biapertura affinis*, *Macrothrix laticornis* from cladocera found by Gündüz (1997) were not determined in this study. Zooplankton fauna for Karataş Lake, *Moina brachiata*, *Pleuroxus trigonellus*, *P. aduncus*, *P. sp.*, *Disparalona rostrata*, *Coranatella rectangula*, *Alona costata*, *Acroperus harpae*, *Graptoleberis testudinaria* from cladocera; *Keratella cochlearis*, *Keratella tropica*, *Brachionus angularis*, *Notholca acuminata*, *Notholca squamula*, *Lecane bulla*, *Lecane sp.*, *Hexarthra fennica*, *Synchaeta pectinata*, *Asplanchna priodonta*, *Conochilus dossuarius*, *Mytilina sp.*, from rotifera were new records for the region.

In previous studies carried for copepoda, no records were determined except *Cylops sp.* (Kazancı et al. (1999). *Acanthodiaptomus denticornis*, *Eudiaptomus drieschi*, *Arctodiaptomus bacillifer*, *Eucyclops speratus*, *Cyclops*

abyssorum, *Paracyclops fimbriatus*, and *Canthocamptus staphylinus* from copepoda were identified in our study. Karataş Lake zooplankton species are species that contribute to the fauna of copepoda. *Paracyclops fimbriatus* from Cyclopoida was observed in spring only in Station 2. Similarly, *Canthocamptus staphylinus* from Harpacticoida was observed in spring only in both first and second stations. In addition, very few of *Canthocamptus staphylinus* and *Paracyclops fimbriatus* were found in summer in the Station 1. These species are originally benthic forms and encountered in areas where macrophyta vegetation are dense. They are rarely found in pelagic zone. Depending on this fact, finding macrophyta vegetation in the stations where these species live, having low level of water in the stations and observing limited number of species in sampling may be evidence that these species are accidentally come into the plankton net. Sharma and Kotwal (2011) reported that *Chydorus sphaericus*, *Coranatella rectangula* and *Moina brachiata* species distributed in the freshwater the range of pH 7.1–8.3. Some species identified in this study were determined living in pH 8.51–8.53, which supports the pH values in other literature studies (Sharma and Kotwal, 2011). *Filinia terminalis*, a kind of cold stenotherm and outspread between 4–19°C, is generally observed in winter (Nogrady and Segers, 2002). During the winter, *Filinia terminalis* species were observed in both of the stations. According to Ruttner - Kolisko (1974) *Brachionus* species prefer especially to hot waters. In our study, *Brachionus* species are encountered not only in summer

but in autumn as well. Lake Karataş is evaluated as ultra- oligotrophic and eutrophic in the studies carried out thus far. (Kazancı et al., 1999). *Brachionus angularis* has been designated as indicators of heavy pollution (eutrophic). *Lecane bulla* is indicator of fresh and clean waters (oligotrophic) while a variety of rotifers including *Brachionus*, *Keratella* species are inhabitants of moderately clean (mesotrophic) waters (Saksena, 1986). Generally, the indicators of eutrophic lakes are *Filinia longiseta*, *Keratella cochlearis*, *Keratella quadrata* (Geng et al., 2005). Studies in literature revealed the fact that *Cyclops abyssorum* is the indicator of oligotrophic water, *Bosmina longirostris* and *Chydorus sphaericus* are the indicators of oligotrophic-eutrophic waters, *Diaphanosoma brachyurum* and *Diaphanosoma* sp., are the indicators of mesotrophic-eutrophic waters, *Daphnia longispina* is the indicator of eutrophic waters, *Graptoleberis testudinaria* is the indicator of dystrophic waters, *Canthocamptus staphylinus* is the indicator of eutrophic waters (Ustaoglu, 1989; Makarewicz, 1993; Hämäläinen and Karjalainen, 1994). In conclusion, in terms of zooplankton Lake Karataş had a oligotrophic-eutrophic character and was, thus vulnerable to eutrophication. Karataş Lake and its surrounding areas are among the wetlands that ought to be protected because of both its richness in terms of species and its aesthetic beauty. Zooplankton, which is very important for fish, have an important place in the food chain. Therefore, it is necessary to reserve the biological abundance of the lakes. This study is expected to contribute to the

knowledge of zooplankton fauna of the lake and of Turkey (particularly to cladocera and copepoda fauna) and provide a resource for future studies in the Karataş Lake.

Acknowledgements

I would like to thank the Mediterranean Fisheries Research Production and Education Institute and its technical staff; Senior Aquaculture Engineer Vedat Yeğen, Aquaculture Engineer Rahmi Uysal and Aquaculture Engineer Abdulkadir Yağcı for their support during field studies. It is a pleasure to thank to Ege University Faculty of Fisheries Professor M. Ruşen Ustaoglu for his investigation of my article.

References

- Alekseev, V., Dumont, H. J., Pensaert, J., Baribwegure, D. and Vanfleteren, J. R., 2006.** A redescription of *Eucyclops serrulatus* (Fischer, 1851) (crustacea: copepoda: cyclopoida) and some related taxa, with a phylogeny of the *E. serrulatus*-group. *Zoologica Scripta*, 35(2), 123-147.
- Altındağ, A. and Yiğit, S., 2002.** The zooplankton fauna of Lake Burdur. *E. U. Journal of Fisheries & Aquatic Sciences*, 19 (1-2), 129-132.
- Altındağ, A., Buyurgan, Ö., Kaya, M., Özdemir, E. and Dirican, S., 2009.** A survey on some physico-chemical parameters and zooplankton structure in Karaman Stream, Antalya, Turkey. *Journal of Animal and Veterinary Advances*, 8 (9), 1710-1716.
- Apaydın Yağcı, M. and Ustaoglu, M. R., 2012.** Zooplankton fauna of Lake İznik (Bursa-Turkey). *Turkish Journal of Zoology*, 36 (3), 341-350.
- Başçınar, N. S. and Çakmak, E., 2010.** Karadeniz alabalığı (*Salmo trutta labrax*

- Pallas, 1811) larvalarında canlı ve granül yem kullanımı: Büyüme performansının karşılaştırılması. *The Journal of the Faculty of Veterinary Medicine, University of Kafkas*, 16 (6), 915-920.
- Bekleyen, A. and İpek, E., 2010.** Composition and abundance of zooplankton in a natural aquarium, Lake Balıklıgöl (Sanliurfa, Turkey) and new records. *Journal of Animal and Veterinary Advances*, 9 (4), 681-687.
- Bozkurt, A., 2006.** Yenişehir gölü (Reyhanlı, Hatay) zooplanktonu. *Journal of Fisheries & Aquatic Sciences*, 23 (1/1), 39-43.
- Dumont, H. J. and De Ridder, M., 1987.** Rotifers from Turkey. *Hydrobiologia*, 147, 65-73.
- Dumont, H.J., 2007.** Rotifers, the jelly plankton of freshwater. *Hydrobiologia*, 593, 59-66.
- Dussart, B., 1967.** Les Copepodes des Eaux Continentales d'Europe Occidentale. Tome I. Calanoides et Harpacticoides. N. Boubée et cie., Paris. 500 p.
- Dussart, B., 1969.** Les Copepodes des Eaux Continentales d'Europe Occidentale. Tome II. Cyclopoides et Biologie. N. Boubée et cie., Paris. 292 p.
- Emir, N., 1990.** A note on four rotifer species new to Turkey. *Biol. Jb. Dodonaea*, 57, 78-80.
- Emir, N., 1991.** Some rotifer species from Turkey. *Doğa-Tr. J. of Zoology.*, 15, 39-45.
- Emir, N. and Demirsoy, A., 1996.** Seasonal variation of the zooplanktonic organisms of Karamuk Lake. *Tr. J. of Zoology*, 20, 137-144.
- Geldiay, R. and Balık, S., 2002.** Türkiye Tatlısu Balıkları. Ege Üniversitesi Su Ürünleri Fakültesi Yayınları. İzmir. 532p.
- Geng, H., Xie, P., Deng, D. and Zhou, Q., 2005.** The rotifer assemblage in a shallow. Eutrophic Chinese lake and its relationships with cyanobacterial blooms and crustacean zooplankton. *Journal of Freshwater Ecology*, 20 (1), 93-100.
- Güher, H., Kırgız, T., Çamur, B. and Güner, U., 2004.** A study on zooplankton organisms community structures of lake Terkos (İstanbul-Turkey). *Pakistan Journal of Biological Sciences*, 7(4), 566-570.
- Gündüz, E., 1987.** Karamık ve Hoyran göllerinin cladocera (crustacea) türleri üzerine taksonomik bir çalışma. *Doğa TU Zooloji*, 11(1), 26-36.
- Gündüz, E., 1997.** A checklist of cladocera species (crustacea) living in Turkish inland waters. *Tr. J. of Zoology*, 21, 37-45.
- Green, A. and Hughes, B., 1996.** Action plan for the white-headed duck (*Oxyura leucocephala*) in Europe. 1-45, <http://www.avibirds.com/ns/sap/europe/Europe/EN/White-headed%20Duck%201996.pdf>.
- Hämäläinen, H. and Karjalainen, J., 1994.** An assessment of harpacticoida and resting stages of Cyclopoida as trophic indicators in Finnish Lakes, *Ann. Zool. Fennici*, 31, 377-388.
- Hellawell, J.M., 1986.** Biological indicators of freshwater pollution and environmental management. In pollution monitoring series. Elsevier Applied Science Publishers, London, UK.

- Hughes, B., Robinson, J., Green, A., Li, D. and Mundkur, T., 2006.** International single species action plan for the conservation of the white-headed duck. CMS technical series no: 13, AEWA Technical Series 8, 1-67.
- Kaya, M. and Altındağ, A., 2007.** A taxonomic study on the families Lepadellidae and Trichocercidae (Rotifera: Monogononta) of Turkey. *Chinese Journal of Oceanology and Limnology*, 25(4), 423-426.
- Kazancı, N., Girgin, S., Dügel, M., Oğuzkurt, D., Mutlu, B., Dere, Ş., Barlas, M. and Özçelik, M., 1999.** Köyceğiz, Beyşehir, Eğirdir, Akşehir, Eber, Çorak, Kovada, Yarıklı, Bafa, Salda, Karataş, Çavuşçu Gölleri, Küçük ve Büyük Menderes Deltası, Güllük Sazlığı, Karamuk Bataklığı'nın Limnolojisi, Çevre Kalitesi ve Biyolojik Çeşitliliği. *Türkiye İç Suları Araştırma Dizisi* IV, Ankara. 371p.
- Kır, İ., 2005.** Fish, amphibian and reptile fauna of Karataş Lake (Burdur) and its surrounding. *Ekoloji*, 56, 23-25.
- Kiefer, F., 1952.** Freilebende ruderfusskrebse (crustacea, copepoda) aus türkischen binnengewässern. I Calanoida. *İ.Ü.F.F. Hidrobiyoloji Araştırma Enstitüsü Yayınları*. 1 (2), 103-132.
- Kiefer, F., 1955.** Freilebende ruderfusskrebse (crustacea, copepoda) aus türkischen binnengewässern, II Cyclopoida und harpacticoida. *İ.Ü.F.F. Hidrobiyoloji Araştırma Enstitüsü Yayınları*. 2 (4), 108-132.
- Kiefer, F. and Fryer, G., 1978.** Das Zooplankton der Binnengewässer. 2 Teil. Stuttgart. 341p.
- Korovchinsky, N. M., 1992.** Sididae and Holopedidae (Crustacea: Daphniiformes). (Guides to Identification of the Microinvertebrates of the Continental Waters of the World). SPB Academic Publishing. The Netherlands. 82p.
- Koste, W., 1978.** Rotatoria, Die Rädertiere Mitteleuropas Ein Bestimmungswerk, Begründet von Max Voigt Überordnung Monogononta. I Textband. Gebrüder Borntraeger, Berlin, Stuttgart. 672p and II Textband. 234p.
- Makarewicz, J. C., 1993.** A Lakewide Comparison of Zooplankton Biomass and Its Species Composition in Lake Erie. *Journal of Great Lakes Research* JGLRDE, 19 (2), 275-290.
- Mann, A. K., 1940.** Über pelagische copepoden türkischer seen. *Int. Revue der Gesam. Hydrobiol.*, 40, 1-87.
- Muckle, R., 1951.** Cladoceren aus türkischen binnengewässern I. *İ.Ü.F.F. Hidrobiyoloji. Araştırma Enstitüsü Yayınları*, 16 (4), 367-387.
- Negrea, S., 1983.** Fauna Republici Socialiste Romania. Crustacea, Cladocera. Acedemia Republicii Socialiste Romania. Bucuresti. 4 (12), 399p.
- Nograd, T. and Segers, H., 2002.** Rotifera. Vol.6: Asplanchnidae, Gastropodidae, Liliidae, Microcodidae, Synchaetidae, Trochosphaeriidae and Filinia. Backhuys Publishers, Leiden, The Netherlands. 264p.
- Ongan, T., Akdağ, O., Kırgız, T. and Kaftancıoğlu, M., 1972.** Cladocerans (crustacea) of Lakes Burdur, Yarıklı, Karataş, and Beyşehir. *İ.Ü.F.F.*

- Hidrobiyoloji Araştırma Enstitüsü Yayınları*, 12, 1-19.
- Ruttner-Kolisko, A., 1974.** Plankton rotifers, biology and taxonomy. Die Binnengewasser. XXVI/I. Stuttgart, 144p.
- Saksena, D.N., 1986.** Rotifers as indicators of water quality. *Acta. Hydrobiologica*, 15, 481-485.
- Sarma, S. S. S., Nandini, S. and Gulati, R. D., 2005.** Life history strategies of cladocerans: Comparison of tropical and temperate taxa. *Hydrobiologia*, 542, 315-333.
- Segers, H., 1995.** Rotifera. Vol. 2: Lecanidae (Monogononta). SPB academic publishing. The Netherlands. 226p.
- Segers, H., Emir, N. and Mertens, J., 1992.** Rotifera from north and north-east Anatolia (Turkey). *Hydrobiologia*, 245, 179-189.
- Sharma, K. K. and Kotwal, S., 2011.** Studies on diversity and dynamics of cladocera in a subtropical Sungal Pond, Akhnoor (J AND K). *The Bioscan*, 6 (4), 623-625.
- Smirnov, N. N., 1996.** Guides to the identification of the microinvertebrates of the continental waters of the world. cladocera: the chydorinae and sayciinae (chydoridae) of the world. SPB Academic Publishing. The Netherlands. 11, 197p.
- Sládeček, V., 1983.** Rotifers as indicators of water quality. *Hydrobiologia*. 100, 169-201.
- Ustaoğlu, M. R., 1986.** Zooplankton (metazoa) of the Karagöl (Yamanlar, İzmir-Turkey). *Biologia Gallo-hellenica*, 12, 273-281.
- Ustaoğlu, M. R., 1989.** Marmara Gölü'nün (Salihli) Zooplanktonu Üzerine Araştırmalar (Doktora Tezi). E.Ü. Fen Bilimleri Enstitüsü Biyoloji Anabilim Dalı, 162p.
- Ustaoğlu, M. R. and Balık, S., 1990.** Zooplankton of Lake Gebekirse (İzmir-Türkiye). *Rapp. Comm. Int. Medit.*, 32 (1).
- Ustaoğlu, M. R., 2004.** A Check-list for zooplankton of Turkish inland waters. *Journal of Fisheries & Aquatic Sciences*, 21 (3-4), 191-199.
- Yarar, M. and Magnin, G., 1997.** Türkiye'nin Önemli Kuş Alanları. Doğal Hayatı Koruma Derneği. 313p.
- Yeğen, V., Balık, S., Ustaoğlu, M. R., Sarı, H. M., İlhan, A., Uysal, R., Bostan, H., Bilçen, E. and Yağcı, A., 2006.** Göller Bölgesi Balık Faunasının Tespiti. Eğirdir Su Ürünleri Araştırma Enstitüsü Müdürlüğü, (Tagem/Haysüd/2001/09/02/01), Eğirdir, Isparta, 202p.