

Age and growth of iridescent toothcarp *Aphanius mento* (Heckel, 1843) (Cyprinodontidae) in Seyhan Reservoir (Southeastern Mediterranean, Turkey)

Erguden S.A.^{1*}

Received: April 2018

Accepted: September 2018

Abstract

The population structure of *Aphanius mento* in the Seyhan Reservoir was studied on the basis of 834 fish specimens (516 males and 318 females) caught on a monthly basis between September 2013 and August 2014. Fish were collected using dip nets of tulle with a 1mm mesh size. The maximum age of fish was found to be 4 years for both sexes combined, the 1 year old age group comprised 62.20% of male samples. The overall sex ratio of females to males was 1:1.62. Von Bertalanffy growth parameters were $L_{\infty}=54.33$ mm, $K=0.399$ year⁻¹, $t_0=-1.168$ years for females, $L_{\infty}=52.72$ mm, $K=0.397$ year⁻¹, $t_0=-1.137$ years for males, and $L_{\infty}=56.50$ mm, $K=0.386$ year⁻¹, $t_0=-1.257$ years for both sexes. The length (TL) - weight (W) relationship was $W=0.00051 \times TL^{2.635}$, ($r=0.965$) for males, $W=0.00088 \times TL^{2.464}$, ($r=0.987$) for females and $W=0.00066 \times TL^{2.554}$, ($r=0.974$) for both sexes. Condition factor ranged from 1.696 for males and 1.613 for females to 1.664 for both sexes. The mean condition factor (CF) was not significantly different between the sexes among all fish during different months ($p>0.05$). The present study represents the first comprehensive information on the population structure of *A. mento* in the Seyhan Reservoir. The results of this study will contribute to the population management and conservation of this species and be useful in increasing knowledge on its ecology and biology.

Keywords: *Aphanius mento*, Growth parameters, Condition, Southeastern Mediterranean

1-Department of Fisheries Vocational School of Imamoglu, Çukurova University,
01700 Adana, Hatay, Turkey

*Corresponding author's Email: alagozs@cu.edu.tr

Introduction

The genus *Aphanius* belonging to the Cyprinodontidae family currently includes about 20 species distributed along the ancient coast of the Tethys Sea (Kosswig, 1955; Villwock and Franz, 1972; Wildekamp *et al.*, 1999) and many species that are local endemisms (Wildekamp *et al.*, 1999; Yogurtcuoğlu and Ekmekçi, 2013).

In Anatolia, the genus *Aphanius* is represented by 15 species: *Aphanius anatoliae*, *A. asquamatus*, *A. danfordii*, *A. fasciatus*, *A. fontinalis*, *A. icoii*, *A. irregularis*, *A. maeandricus*, *A. marassantensis*, *A. meridionalis*, *A. mento*, *A. saldae*, *A. splendens*, *A. sureyanus*, *A. transgradiens* and *A. villwocki* (Kuru, 2004; Fricke *et al.*, 2007; Parenti, 2002; Pflaederer *et al.*, 2014; Çiçek *et al.*, 2015; Yogurtcuoğlu and Freyhof, 2018).

The genus *Aphanius* has no economic importance for human consumption. However, some species of this genus are aquacultured as ornamental fishes and scientifically used as material for some genetic studies (Güçlü, 2003; Sezen, 2011; Sezen and Olmez, 2012). Some species of the taxon are important because of their endemic character (Erguden, 2015).

The iridescent toothcarp, *A. mento* (Heckel, 1843) is found in the Arabian Peninsula and is distributed throughout Iran, Iraq, Syria, Jordan, Israel, Lebanon and Turkey (Froese and Pauly, 2018). In Turkey, this species is found on the Tigris and Euphrates River drainages, Aksu River, Kırkgöz Stream, Orontes River and in the Seyhan and

Ceyhan River drainages (Hrbek and Meyer, 2003; Fricke *et al.*, 2007; Güçlü and Küçük, 2008).

A few studies were carried out on *A. mento* focusing on its systematic and growth features, nutrition, reproduction and determination of embryological and larval development stages and morphologic characters (Wildekamp *et al.*, 1999; Güçlü and Küçük 2008; Sezen, 2011; Güçlü and Küçük, 2011; Erguden, 2015).

A. mento is found in shallow waters among vegetation and it feeds on insect larvae, crustaceans, and algae (Krupp and Schneider, 1989). It tolerates a wide range of physico-chemical parameters, such as temperature (2-28.5°C), pH (7.5-8.5), salinity (1-3 g L⁻¹) and dissolved oxygen (5-8.4 mg L⁻¹) (Güçlü and Küçük, 2008; Sezen and Olmez, 2012).

The presence of this species was reported for the first time in the Seyhan Reservoir by Alagöz (2005) and Erguden and Göksu (2012) and the present study provides the first comprehensive information on the population structure of *A. mento* in the Seyhan Reservoir. The results of this study will contribute to the population management and conservation of this species and be useful in increasing knowledge on its ecology and biology.

Materials and methods

Sampling

The study was carried out in the Seyhan Reservoir (37°03'38" N; 35°19'32" E), that covers a total surface area of 67.82 km². The average height from the sea is 67 m (Fig. 1). The Seyhan Reservoir is

classified as a mesotrophic lake with a mean annual water temperature of 26.5 °C and pH of 7.41. In addition to *A. mento*, thirteen other fish species occur in the Seyhan Reservoir namely: *Oncorhynchus mykiss* (Walbaum, 1792), *Carassius carassius* (Linnaeus, 1758), *Carassius gibelio* (Bloch, 1783), *Acanthobrama* sp., *Alburnus orontis* (Sauvage, 1882), *Squalius kottelati* Turan, (Yilmaz and Kaya, 2009),

Luciobarbus pectoralis (Heckel, 1843), *Capoeta angorae* (Hanko, 1925), *Capoeta erhani* (Turan, Kottelat and Ekmekçi, 2008), *Cobitis evreni* Erk'akan, (Özeren and Nalbant, 2008), *Aphanius fasciatus* (Valenciennes, 1821), *Garra rufa* (Heckel, 1843), and *Salarias fluviatilis* (Asso, 1801) (Erguden and Goksu 2009; Erguden, 2016).

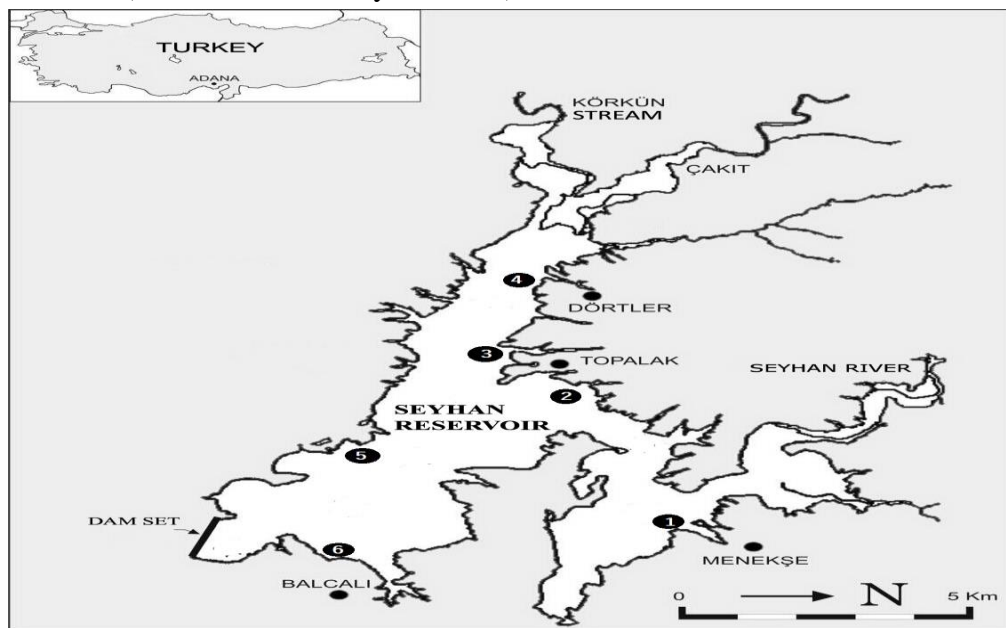


Figure 1: Map of the study area (Seyhan Reservoir).

Measurements and age determination

Fish were collected from September 2013 to August 2014 using dip nets of tulle with a 1mm mesh size. Samples were then preserved in 4% formalin. The age of the fish was determined from the scales taken from the left side of the body, between the end of the thoracic fin and the beginning of the dorsal fin. According to Lagler (1966) age was determined by taking 8-10 scales from each fish. Observations were made using a stereoscope with transmitted light. All readings for each scale preparation were undertaken twice

by independent readers without prior knowledge about sex, length, or capture time. The total length (TL) of all preserved fish was measured to the nearest 0.01 mm. The total body weight (W) was recorded using an electronic balance to the nearest 0.001g.

Growth parameters and Condition factor

$$W = a \times TL^b,$$

where W is the weight in g, TL the total length in cm, a and b the parameters to be established (Ricker, 1975). The relationship between total length and

weight was calculated separately for each gender.

The growth of the *A. mento* was calculated with the following Von Bertalanffy growth equations:

$$L_t = L_{\infty} (1 - e^{-K(t-t_0)}),$$

where L_t is the total length at age “t”, L_{∞} the average asymptotic length (mm). K is the body growth parameter, “ t_0 ” the theoretical age and “a” and “b” constants (von Bertalanffy, 1938).

Condition factor of fish was estimated using Fulton’s condition factor formula (Sparre and Venema, 1992):

$$CF = W/TL^3 \times 100.$$

where W is the total weight, TL is the total length, and b is the coefficient of allometric relation.

Statistical analyses

A chisquare (X^2 (0.05)) test was used to detect differences between the overall ratio of males to females (Düzgüneş *et al.*, 1995). The relationship of weight to total length was established by the exponential regression equation. The linearized form of the power function was used in a regression analysis to estimate the length-weight relationship parameters. Slopes of the regression lines and mean length for each sex was compared using a t test (Zar, 1999).

Prior to the analyses, ln-ln plots of length and weight values were performed for visual inspection of outliers in accordance with Froese (2006). Growth was considered positively allometric if the estimate of b was approximately equal to or greater than 3 and negative if it was less than 3. All the statistical analyses were performed at 95% confidence limits using Excel 2017 and SPSS.20 computer software.

Results

A total of 834 fish (516 males and 318 females) were caught and examined during the study period. Age composition ranged from 1 to 4. Overall, the percentages of males and females in each age class were as follows: age 1, 38.50% and 18.95%; age 2, 19.30% and 15.59%; age 3, 2.99% and 2.63%; age 4, 1.08% and 0.96%. The maximum age was found to be 4 years for both sexes combined, the 1 year age group comprised 62.20% of males samples. Besides 1 and 2 year age groups were predominantly males (Table 1). The sex ratio of females to males was 1.00:1.62 and it was statistically significant according to X^2 analysis ($X^2=12.731$, $p<0.05$).

Table 1: *Aphanius mento* Age-length structure in Seyhan Reservoir.

| Length intervals (mm) | Age Groups (in years) | | | | Total |
|--------------------------|-----------------------|-----|----|---|-------|
| | 1 | 2 | 3 | 4 | |
| 13-16.9 | 62 | | | | 62 |
| 17-20.9 | 199 | | | | 199 |
| 20.9-24.9 | 216 | 132 | | | 348 |
| 25-28.9 | | 91 | | | 91 |
| 29-32.9 | | 68 | 25 | | 93 |

Table 1 continued:

| | | | | | |
|---------------|-------------------------|-------------------------|-------------------------|-------------------------|-------------------------|
| 33-36.9 | | | 18 | 2 | 20 |
| 37-40.9 | | | 5 | 11 | 16 |
| 41-44.9 | | | | 5 | 5 |
| Total | 477 | 291 | 48 | 18 | 834 |
| Mean TL ± SD | 20.14±2.36 | 26.47±2.27 | 33.89±2.19 | 40.41±1.97 | 24.00±5.16 |
| Mean TW ± SD | 0.1486±0.040 | 0.2892±0.049 | 0.5262±0.096 | 0.8379±0.082 | 0.2329±0.140 |
| Males (% n) | 321 (38.50) | 161 (19.30) | 25 (2.99) | 9 (1.08) | 516 (61.87) |
| Females (% n) | 158 (18.95) | 130 (15.59) | 22 (2.63) | 8 (0.96) | 318 (38.13) |
| F : M – (P) | 1.00:2.03 (P < 0.05) | 1.00:1.24 (P > 0.05) | 1.00:1.14 (P > 0.05) | 1.00:1.13 (P > 0.05) | 1.00:1.62 (P < 0.05) |

The size of *Aphanius mento* in the population ranged from 13.6 to 44.0mm and weight varied from 0.05 to 1.10g. Female specimens were longer than males. There was no significant difference between sexes in overall total length and total weight (*t*-test, $p>0.05$) (Table 2). The length class interval 21-24.9 mm was the most abundant for males and females. The length frequency is presented in Fig. 2. The length-weight relationships calculated for males, females and combined sexes of *A. mento* were as follows: $W = -3.282 + 2.635 \cdot \log L$ ($r^2=0.965$, $n=516$), for males, $W = -3.292 + 2.464 \cdot \log L$ ($r^2=0.987$, $n=516$) for female and $W = -3.178 + 2.554 \cdot \log L$ ($r^2=0.973$, $n=834$) for combined sexes and the exponent of length-weight relationship, *b*, showed negative allometry (Figs. 3, 4, 5). The slopes (*b* values) of the total length-weight regressions were significantly different between sexes (*t* test, $p<0.05$). A geographic comparison concerning the length-weight

relationship for the species was also made using the results reviewed from previous studies (Table 3).

The following von Bertalaffy growth equation was obtained for both sexes: $L_t = 56.50 (1 - e^{-0.386(t+1.257)})$ (Table 4). L_{∞} values for males and females were 52.72 and 54.33mm (L_t) respectively, whereas observed maximum lengths were 41.5mm for males and 44.0mm (L_t) for females. The total lengths were statistically not significantly different in all age groups (*t* -test, $p>0.05$). Comparison of growth performance for the different *Aphanius* species is given in Table 5. Examining the Fulton's condition factor (CF) for *A. mento*, males had the best well-being with a mean condition factor of 1.696 ± 0.47 whereas it was 1.613 ± 0.22 for females and 1.664 ± 0.21 for the total sample. The mean monthly condition factor ranged from 1.31 to 1.91 in males and from 1.40 to 1.86 in females (Fig. 6). The condition factor differences between males and females were not significant ($p>0.05$).

Table 2: Descriptive statistics and length–weight relationships for *Aphanius mento*, Seyhan Reservoir.

| Sex | n | $L_{min-max}$ | $W_{min-max}$ | $W=aL^b$ | | | | Growth Type |
|----------|-----|---------------|---------------|----------|-------|-------------|----------------|-------------|
| | | | | A | b | 95% CI of b | r ² | |
| Male | 516 | 13.6-41.5 | 0.05-1.00 | 0.000522 | 2.635 | 2.59-2.67 | 0.965 | A (-) |
| Female | 318 | 14.0-44.0 | 0.06-1.10 | 0.000881 | 2.464 | 2.43-2.49 | 0.987 | A (-) |
| Combined | 834 | 13.6-44.0 | 0.05-1.10 | 0.000663 | 2.554 | 2.52-2.58 | 0.974 | A (-) |

*n, sample size; L, length (mm); W, weight (g); SE, standard error; CI, confidence interval; a, intercept of the relationship; b, slope of the relationship; r², coefficient of determination.

Table 3: Comparison of growth parameters for *Aphanius* species in the different areas.

| Reference | Species | Locality/ Country | | Sex | n | $L_{min}-L_{max}$ (TL, mm) | a | b | r |
|--------------------------------------|---------------------|---------------------------------------|----------------|-----|------|-------------------------------|---------|-------|-------|
| Güçlü (2012) | <i>A. anatoliae</i> | Lake Eğirdir, | Isparta Turkey | M+F | 522 | 16.7-50.2 | 0.0232 | 2.322 | 0.826 |
| Güçlü and Küçük (2008) | <i>A. mento</i> | Kırkgöz Spring, Antalya, Turkey | | M | 312 | 4.0-87.0 | 0.0568 | 2.403 | 0.878 |
| | | | | F | 342 | 6.0-75.0 | 0.0702 | 2.225 | 0.846 |
| | | | | M+F | 654 | 4.0-87.0 | 0.0626 | 2.334 | 0.865 |
| Karşlı and Aral (2010) | <i>A. danfordii</i> | Sırakaraağaçlar Stream, Sinop, Turkey | | M | 219 | 18.0-48.0 | 0.0144 | 3.149 | 0.983 |
| | | | | F | 233 | 19.0-50.0 | 0.0135 | 3.179 | 0.989 |
| | | | | M+F | 452 | 18.0-50.0 | 0.0139 | 3.164 | 0.987 |
| Yogurtcuoglu and Ekmekci (2013) | <i>A. danfordii</i> | Hirfanlı Reservoir, Turkey | | M | 1010 | - | 0.00004 | 3.450 | 0.964 |
| | | | | F | 1224 | - | 0.00003 | 3.460 | 0.978 |
| | | | | M+F | 2252 | 12.9-68.6 | - | - | 0.977 |
| Leonardos and Sinis (1999) | <i>A. fasciatus</i> | Mesolonghi Lagoon, Greece | | M | 185 | - | 0.00648 | 3.400 | 0.990 |
| | | | | F | 276 | - | 0.00595 | 3.440 | 0.990 |
| | | | | M+F | 461 | 31.2-64.6 | 0.00612 | 3.420 | 0.990 |
| Leonardos and Sinis (1999) | <i>A. fasciatus</i> | Etolikon Lagoon, Greece | | M | 137 | - | 0.00758 | 3.260 | 0.980 |
| | | | | F | 160 | - | 0.00826 | 3.220 | 0.970 |
| | | | | M+F | 296 | 29.2-68.5 | 0.00753 | 3.270 | 0.990 |
| Guezi <i>et al.</i> (2017) | <i>A. fasciatus</i> | Ayata Lake, Algeria | | M | - | 22.5-57.6 | 0.013 | 2.809 | 0.863 |
| | | | | F | - | 16.7-60.2 | 0.013 | 2.848 | 0.861 |
| | | | | M+F | 1868 | 16.7-60.2 | 0.013 | 2.866 | 0.869 |
| Koutrakis and Tsikliras (2003) | <i>A. fasciatus</i> | Porto-Lagos, NE Aegean, Greece | | - | 16 | 29.0-52.0 | 0.00980 | 3.312 | 0.953 |
| Tarkan <i>et al.</i> (2006) | <i>A. fasciatus</i> | Küçükçekmece Lagoon, Turkey | | - | 11 | 38.0-53.0 | 0.01820 | 2.940 | 0.909 |
| Dulcic and Glamuzina (2006) | <i>A. fasciatus</i> | River Neretva estuary, Croatia | | - | 10 | 28.0-53.0 | 0.00990 | 3.312 | 0.944 |
| Andreu-Soler <i>et al.</i> (2006) | <i>A. iberus</i> * | Segura River basin, Spain | | M+F | 753 | 13.0-42.0 | 0.01610 | 3.020 | 0.987 |
| Verdiell-Cubedo <i>et al.</i> (2006) | <i>A. iberus</i> | Mar Menor Lagoon | | - | 337 | 8.0-40.0 | 0.01670 | 2.981 | 0.984 |
| Esmaeili and Ebrahimi (2006) | <i>A. vladykovi</i> | Modar Dokhtar Spring, Iran | | M+F | 319 | 18.0-56.0 | 0.01540 | 3.148 | 0.990 |
| Alavi-Yeganeh <i>et al.</i> (2011) | <i>A. vladykovi</i> | Shalamzar Spring, Iran | | M | 41 | 25.0-38.0 | 0.01070 | 3.276 | 0.962 |
| | | | | F | 78 | 15.0-46.0 | 0.00830 | 3.482 | 0.989 |
| | | | | M+F | 148 | 15.0-61.0 | 0.00770 | 3.534 | 0.979 |

*Length type: FL; Fork Length

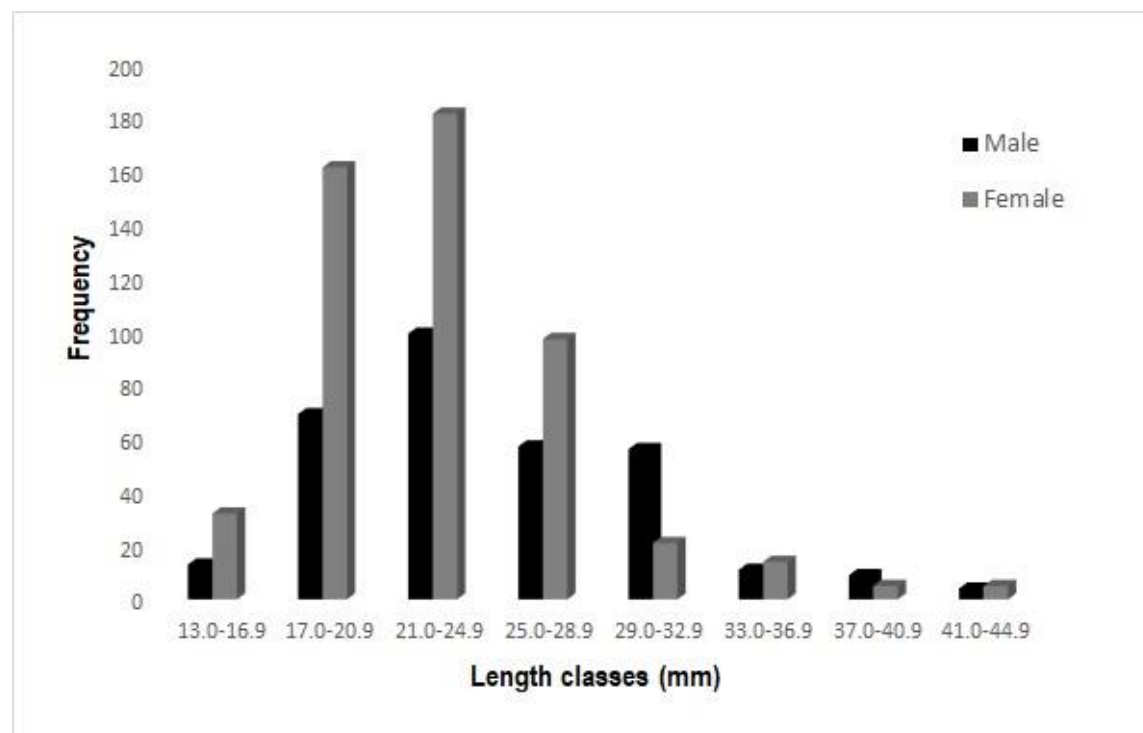
N, number; M male, F, female; TL, total length; a, intercept of the relationship; b, slope of the relationship; r, correlation coefficient.

Table 4: Von Bertalanffy growth parameters and equation of *Aphanius mento*

| Sex | Growth parameters | | | Growth equations |
|----------|-------------------|-------|--------|--|
| | L_{∞} (mm) | K | t_0 | $Lt=L_{\infty}[1-e^{-\frac{k(L-L_0)}{L_0}}]$ |
| Male | 52.72 | 0.397 | -1.137 | $Lt=52.72 [1-e^{-0.397(1+1.137)}]$ |
| Female | 54.33 | 0.399 | -1.168 | $Lt=54.33 [1-e^{-0.399(1+1.168)}]$ |
| Combined | 56.50 | 0.386 | -1.257 | $Lt=56.50 [1-e^{-0.386(1+1.257)}]$ |

Table 5: Growth performance comparisons of *Aphanius* species from different sampling area.

| Study | Species | Sex | L_{∞} | k | t_0 | Locality |
|---------------------------------|---------------------|-----|--------------|-------|--------|-----------------------|
| Leonardos and Sinis (1999) | <i>A. fasciatus</i> | F | 78.62 | 0.245 | -1.200 | Mesolonghi Lagoon |
| | | M | 75.68 | 0.246 | -1.190 | |
| | | A | 77.58 | 0.257 | -1.020 | |
| Leonardos and Sinis (1999) | <i>A. fasciatus</i> | F | 108.16 | 0.115 | -2.090 | Etolikon Lagoon |
| | | M | 80.72 | 0.178 | -1.550 | |
| | | A | 97.78 | 0.145 | -1.580 | |
| Guezi <i>et al.</i> (2017) | <i>A. fasciatus</i> | F | 80.00 | 0.172 | -1.377 | Ayata Lake |
| | | M | 77.58 | 0.138 | -2.236 | |
| | | A | 83.60 | 0.148 | -1.620 | |
| Güçlü (2012) | <i>A. anatoliae</i> | A | 54.51 | 0.279 | -1.345 | Lake Eğirdir |
| Güçlü <i>et al.</i> (2007) | <i>A. anatoliae</i> | F | 94.44 | 0.160 | 1.580 | Burdur Lake |
| | | M | 79.22 | 0.220 | 1.140 | |
| Güçlü and Küçük (2008) | <i>A. mento</i> | A | 23.51 | 0.041 | -2.904 | Kırkgöz Spring |
| Karlı and Aral (2010) | <i>A. danfordii</i> | A | 51.49 | 5.945 | -0.502 | Sirakarağaçlar Stream |
| | | F | 126.63 | 0.090 | -2.350 | |
| Yogurtcuoglu and Ekmekci (2013) | <i>A. danfordii</i> | F | 126.63 | 0.090 | -2.350 | Kızılırmak Basin |
| | | M | 61.20 | 0.190 | -2.760 | |

**Figure 2: Length frequencies of *Aphanius mento* in the Seyhan Reservoir.**

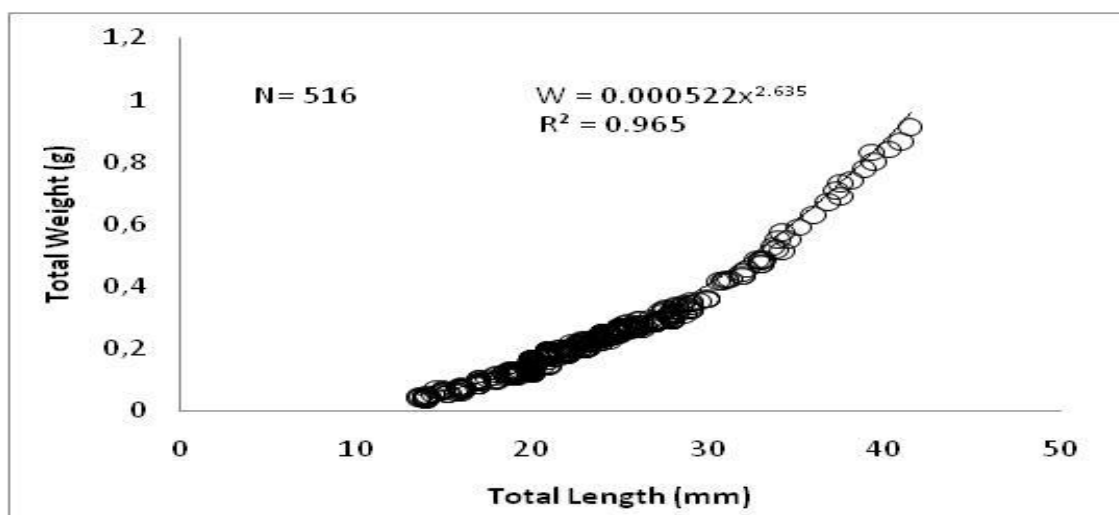


Figure 3: The length-weight relationships of *Aphanius mento* from the Seyhan Reservoir for males.

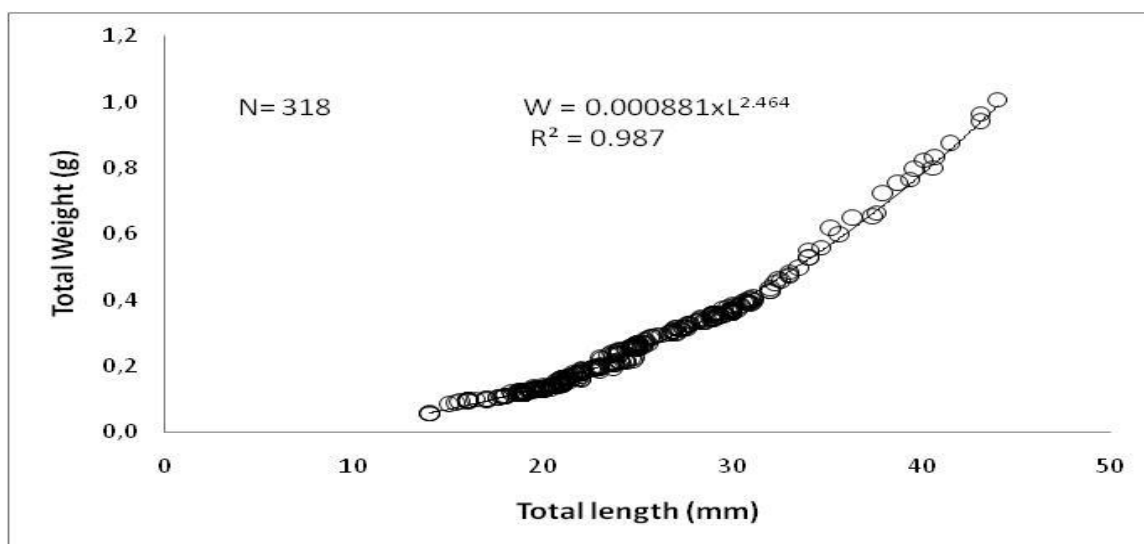


Figure 4: The length-weight relationships of *Aphanius mento* from the Seyhan Reservoir for females.

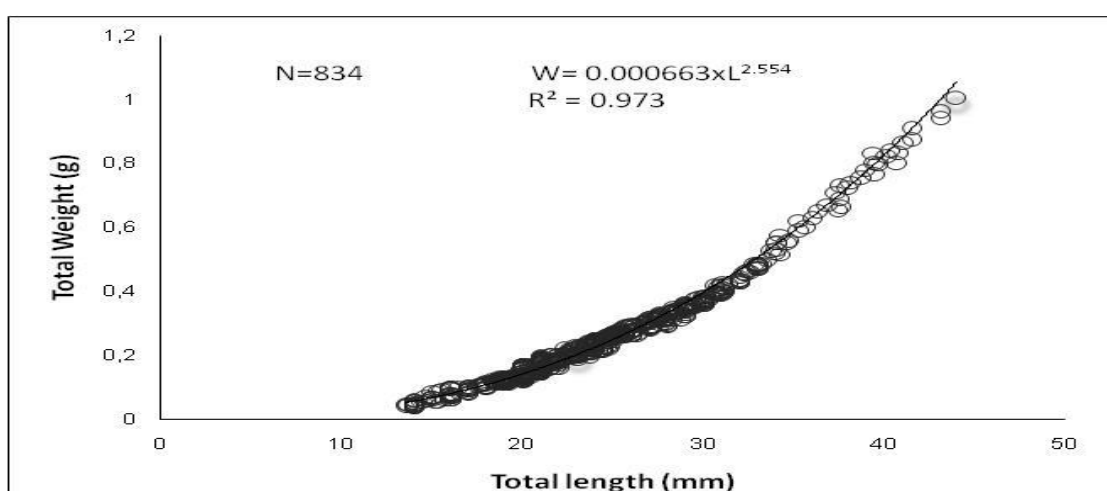


Figure 5: The total length-weight relationships of *Aphanius mento* from the Seyhan Reservoir for combined sexes.

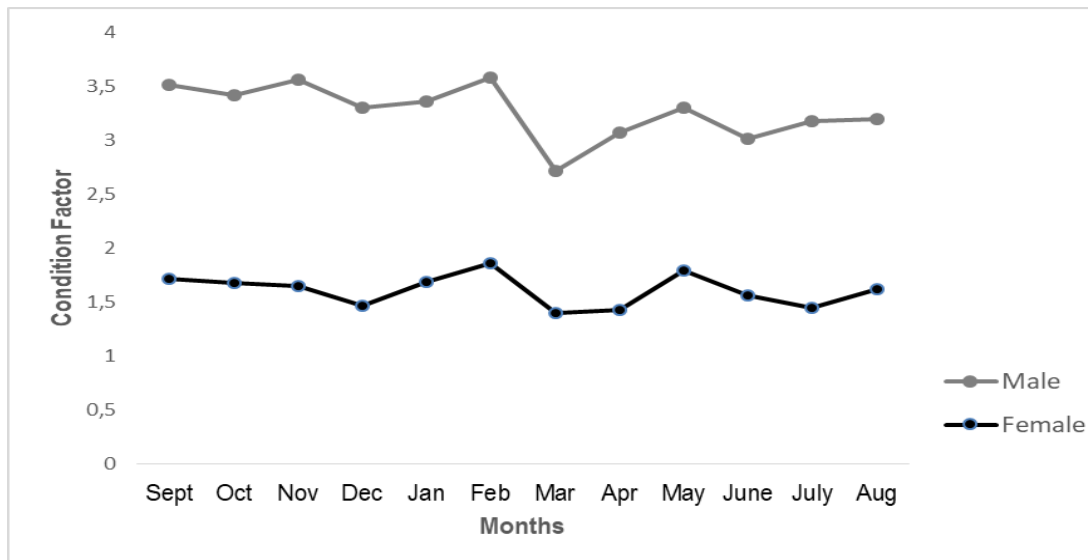


Figure 6: Mean condition factor for males and females of *Aphanius mento* during September 2013 to August 2014.

Discussion

In this study, the males to female sex ratio for *A. mento* from the Seyhan Reservoir was found to be 1.62:1.00. This ratio was similar to those reported for *A. mento* (1.10:1.00) in Kırkgöz Spring (Güçlü and Küçük, 2008), *A. anatoliae* (1.07:1.00) in Eğirdir Lake (Güçlü, 2012), (2.10:1.00) and *A. fasciatus* in Mariut Lake (Penaz and Zaki, 1985), but differs from *A. fasciatus* (1:2.44) in Mesolongi and Etolikon Lagoons (Leonardos and Sinis, 1999), *A. sureyanus* (0.64:1.00) in Burdur Lake (Güçlü *et al.*, 2007) and *A. danfordii* (1:1.21) in Hirfanlı.

Rezervoir. This differences may be due to fishing equipment, sample size and genetic structures of the examined populations.

The analysis of size and age showed that *A. mento* is a small-sized fish with populations mainly made of young individuals. Population length structure of *A. mento* in the Seyhan Reservoir ranged from 13.6-44.0 mm. However it

was different in the results reported by Güçlü and Küçük (2008) for *A. mento* in Kırkgöz Spring (24.6-87.8mm). This difference may be caused by differences in the habitats and sampling methods. Total length and body weight of *A. mento* indicated that the females of each age class and each season were longer (Table 2) and heavier than the males. Leonardas and Sinis (1999) reported similar results for *A. fasciatus* in the Mesolongi and Etolikon lagoons. The age of *A. mento* from the Seyhan Reservoir ranged from 1 to 4. According to Nikolsky (1980) a wide range in age distribution in a population can be an indication of enough food in the water system. The age range for *Aphanius* species was similar to that of *A. anatoliae* from the Eğirdir Lake ranging from 1 to 4 (Güçlü, 2012) and to that of *A. sureyanus* from Burdur Lake ranging from 0 to 4 (Güçlü *et al.*, 2007). However, the age range of this study was different from those reported in other studies: *Aphanius mento* from

Kırkgöz Spring had a wider age range (0-7) (Güçlü and Küçük, 2008), *A. fasciatus* in Mesolongi and Etolikon Lagoon (Greece) ranged from 0-6 (Leonardos and Sinis, 1999) and from 1-6 in Ayata Lake (Algerian), *Aphanius vladkovi* in Modar Dokhtar Spring (Middle Zone of Iran) ranged from 0-2 (Keivany and Soofiani, 2004), *A. dandfordii* from Sırakaraağaçlar Stream (Turkey) ranged from 0-2 (Karlı and Aral, 2010), and from 0-5 in Kızılırmak (Yogurtcuoglu and Ekmekci, 2013). According to Güçlü (2012) these differences may be due to the genetic structure of the populations.

In this study, *b* values within the length-weight relationships of *A. mento* were determined as 2.554 for combined sexes. The allometry coefficient of the length-weight relationship indicate a negative allometric growth for males ($b=2.635$) and females ($b=2.464$) in the Seyhan Reservoir. In Kırkgöz Spring (Turkey) Güçlü and Küçük (2008) found negative allometric growth in males (2.403) and in females (2.256) for *A. mento* and similarly in Ayata Lake, Guezi *et al.* (2017) calculated negative allometric growth in males (2.809) and in females (2.848) for *A. fasciatus*. However, in Mariut Lake, Penaz and Zaki (1985) reported positive allometric growth in females (3.619) and negative growth in males (2.740) for *A. fasciatus*. In addition, Leonardos and Sinis (1999) found positive allometry for males and females for *A. fasciatus* and *A. vladkovi* in Mesolongi and Etolikon lagoons and Alavi-Yeganeh *et al.* (2011) in Shalamzar Spring (Iran) (Table 3). The origins of

these differences probably are biotic and environmental factors. According to Bagenal and Tesch (1978), length-weight relationships may be influenced by sex, maturity, geographical location and environmental conditions.

The correlation coefficient (*r*) of the length - weight relationship of *A. mento* was 0.974 for combined sexes. The value is similar to *A. dandfordii* (Yogurtcuoglu and Ekmekci, 2013; Karlı and Aral, 2010), *A. iberus* (Andreu-Soler *et al.*, 2006) and *A. sureyanus* (Güçlü *et al.* 2007), but different from *A. anatoliae* (Güçlü, 2012), *A. mento* (Güçlü and Küçük, 2008), *A. fasciatus* (Guezi *et al.*, 2017) and *A. vladkovi* (Keivany and Soofiani, 2004). These situations may be caused by the habitats and also by morphological differences.

The average asymptotic total length (L_{∞}) values showed that females of this population had a higher length growth rate than males and L_{∞} value was calculated as 54.33 mm for females and 52.72 mm for males. Similarly, Güçlü (2012) determined L_{∞} value of 54.51 mm for females for *A. anatoliae* in Lake Eğirdir, Isparta (Turkey). However, different values were reported for the total sample of *A. mento* (L_{∞} value 23.51mm) in Kırkgöz Spring (Güçlü and Küçük, 2008) and for *A. fasciatus* from Mesolongi and Etolikon lagoons, with (L_{∞} values of 94.44 mm and 79.22 mm for females and males, respectively) (Leonardos and Sinis, 1999). Different values of L_{∞} can be explained by environmental conditions such as salinity and temperature.

Condition factor values ranged from 1.61 to 1.69 with a mean of 1.66 for the total sample of *A. mento*. The highest condition factor for males and females was in February. Average condition factor for the same species was found to be 2.55 in Kırkgöz Spring by Güçlü and Küçük (2008), and 1.72 in Hirfanlı Reservoir for *A. danfordii* by Kırankaya *et al.* (2014). Guezi *et al.* (2017) also reported values similar to those found in the present study: 1.41 in females and 1.20 in males for *A. fasciatus* in Ayata Lake (Algeria). The condition factor may vary by sex, age, feeding condition, season, reproduction cycle (Alavi Yeganeh *et al.*, 2011; Kiani *et al.*, 2016).

Since no information currently exists on the growth parameters of *A. mento* in the Seyhan River Basin (Adana, Turkey), this paper is an important contribution to the science and fisheries management applications for this species.

Acknowledgements

I wish to thank the Research Fund of the University of Cukurova (BAPB), project number: IMYO2013 BAP5 for their financial support

References

- Alagöz, S., 2005.** Determination of Fish Fauna in Seyhan Dam Lake (Adana). Master Thesis, University of Çukurova Institute of Natural and Applied Sciences. 82 P (In Turkish).
- Alavi Yeganeh, M.S., Seifabadi, S.J., Keivany, Y., Kazemi, B. and Wallis, G.P., 2011.** Comparison of length-weight relationships in different populations and sexes of Iranian thoothcarps. *Journal of Ichthyology*, 27(6), 1401-1403.
- Andreu-Soler, A., Oliva-Paterna, F.J. and Torralva, M., 2006.** A review of length-weight relationships of fish from the Segura River basin (SE Iberian Peninsula). *Journal of Applied Ichthyology*, 22(4), 295-296.
- Bagenal, T.B. and Tesch, F.W., 1978.** Age and growth. In: Bagenal T.B., editör. Methods for assessment of fish production in fresh waters. 3rd edn. Oxford: Blackwell Scientific Publications, UK. pp. 101-136.
- Çiçek, E., Birecikligil, S.S. and Fricke, R., 2015.** Freshwater fishes of Turkey: a revised and updated annotated checklist. *Biharean Biologist*, 9(2), 141-157.
- Dulcic, J. and Glamuzina, B., 2006.** Length-weight relationships for selected fish species from three eastern Adriatic estuarine systems (Croatia). *Journal of Applied Ichthyology*, 22, 254-256.
- Düzgüneş, O., Kesici, T. and Gürbüz, F., 1995.** İstatistiki metodlar. Ankara Üniversitesi Ziraat Fakültesi Yayınları. No: 1291, Ankara (In Turkish). 218 P.
- Erguden, S.A. and Goksu, M.Z.L., 2009.** Length-weight relationships for 12 fish species caught in Seyhan Dam Lake on South Anatolia, Adana/Turkey. *Journal of Applied Ichthyology*, 25, 501-502.
- Erguden, S.A. and Göksu, M.Z.L., 2012.** The fish fauna of the Seyhan Dam Lake (Adana). *Journal of Fisheries Sciences*, 6(1), 39-52.

- Erguden, S.A., 2015.** Some morphometric features of *Aphanius mento* (Heckel, 1843) in Seyhan Dam Lake (Adana). *Düzce University Journal of Science & Technology*, 3(1), 100-106.
- Erguden, S.A., 2016.** Length-weight relationships for six freshwater fish species from the Seyhan Reservoir (south-eastern Anatolia, Turkey). *Journal of Applied Ichthyology* 32(1), 141-143.
- Esmaeili, H.R. and Ebrahimi, M., 2006.** Length-weight relationships of some freshwater fishes of Iran. *Journal of Applied Ichthyology*, 22, 328-329.
- Fricke, R., Bilecenoğlu, M. and Sarı, H.M., 2007.** Annotated checklist of fish and lamprey species (Gnathostomata and Petromyzontomorpha) of Turkey, including a Red List of threatened and declining species. *Stuttgarter Beiträge zur Naturkunde*, 706, 1-169.
- Froese, R., 2006.** Cube law, condition factor and weight-length relationships: History, meta-analysis and recommendations. *Journal of Applied Ichthyology*, 22, 241-253.
- Froese, R. and Pauly D.(eds.), 2018.** FishBase. World Wide Web electronic publication. www.fishbase.org. (Last accessed: 30 April 2018).
- Guezi, R., Chaoui, L. and Kara, H., 2017.** Life history of the Mediterranean killifish *Aphanius fasciatus* in brackish water habitat of Algerian low Sahara. *Environmental Biology of Fishes*, 100(5), 481-491.
- Güçlü, S.S., 2003.** An investigation of features feeding, growth and reproduction of *Aphanius mento* (Heckel in: Russeger, 1843) in Spring of Kirkgoz (Antalya). Suleyman Demirel University Graduate School of Applied and Natural Sciences, Master Thesis, 43 P(In Turkish).
- Güçlü, S.S., Turna, İ.İ., Güçlü, Z. and Gülle İ., 2007.** Population structure and growth of *Aphanius anatoliae sureyanus* Neu, 1937 (Osteichthyes: Cyprinodontidae), endemic to Burdur Lake, Turkey. *Zoology in the Middle East*, 41, 63-69.
- Güçlü S.S. and Küçük, F., 2008.** Population age, sex structure, growth and diet of *Aphanius mento* Heckel in: Russeger, 1843 (Cyprinodontidae: Teleostei), at Kırkgöz Spring, Antalya-Türkiye. *Turkish Journal of Fisheries and Aquatic Sciences*, 8, 269-274.
- Güçlü S.S. and Küçük, F., 2011.** Reproductive biology of *Aphanius mento* (Heckel in: Russeger, 1843) (Osteichthyes: Cyprinodontidae) in Kırkgöz Spring (Antalya-Turkey). *Turkish Journal of Fisheries and Aquatic Sciences*, 11, 323-327.
- Güçlü, S.S., 2012.** Population structure of Killifish, *Aphanius anatoliae* (Cyprinodontidae) endemic to Anatolia in Lake Eğirdir-Isparta (Turkey). *Iranian Journal of Fisheries Sciences*, 11(4), 786-795.
- Hrbek, T. and Meyer, A., 2003.** Closing of the Tethys Sea and the Phylogeny of Eurasian Killifishes (Cyprinodontiformes):

- Cyprinodontidae), *Journal of Evolutionary Biology*, 16, 17-36.
- Karshi, Z. and Aral, O., 2010.** Population age, sex structure and growth of *Aphanius dandfordii* (Boulenger, 1890) to Sirakaraağçlar Stream, Turkey. *Journal of Animal and Veterinary Advances*, 9(10), 1427-1431.
- Keivany, Y. and Soofiany, N.M., 2004.** Contribution to the biology of Zagros tooth-carp, *Aphanius vladykovi* (Cyprinodontidae) in central Iran. *Environmental Biology of Fishes*, 71, 165-169.
- Kirankaya, Ş.G., Ekmekçi, F.G., Yalçın-Özdilek, Ş., Yoğurtcuoğlu, B. and Gençoğlu, L., 2014.** Condition, length-weight and length length relationships for five fish species from Hırfanlı Reservoir, Turkey. *Journal of Fisheries Sciences*, 8(3), 208-213.
- Kiani, F., Keivany, Y. and Paykan-Heyrati, F., 2016.** Age and growth of king nase, *Condrostoma regium* (Cyprinidae), from Bibi-Sayyedeh River of Semirom, Isfahan, Iran. *Iranian Journal of Fisheries Sciences*, 15(3), 1214-1223.
- Kosswig, C., 1955.** Zoogeography of the near East. *Systematic Zoology*, 4, 49-73.
- Koutrakis, E.T. and Tsikliras, A.C., 2003.** Length-weight relationships of fishes from three northern Aegean estuarine systems (Greece). *Journal of Applied Ichthyology*, 19(4), 258-260.
- Kuru, M., 2004.** Recent systematic status of inland water fishes of Turkey. *GÜ Gazi Eğitim Fakültesi Dergisi*, 24, 1-21.
- Krupp, F. and Schneider, W., 1989.** The fishes of the Jordan River drainage basin and Azraq Oasis. *Fauna of Saudi Arabia*, 10, 347-416.
- Lagler, K.F., 1966.** Freshwater fishery biology. WMC Brown Company, Dubuque, Iowa. 421 P.
- Leonardos, I. and Sinis, A., 1999.** Population age and sex structure of *Aphanius fasciatus* (Nardo, 1827) (Pisces: Cyprinodontiformes) in the Mesolongi and Etolikon Lagoons (West Greece). *Fisheries Research*, 40(3), 227-235.
- Nikolsky, G.V., 1980.** Theory of fish population Dynamics. Jones, R. (ed), Bishan Singh Mahendrapal Singh, Dehradun and Otto Koeltz, science publishers, Koeltz. Science publishers, Koeminstein, Germany. 359 P.
- Parenti, L.R., 2002.** The killifishes: An annotated checklist, synonymy and bibliography of recent oviparous Cyprinodontiform fishes: The killifish master index. *Copeia*, 2002, 881-883.
- Penaz, M. and Zaki, M., 1985.** Cyprinodont fishes of Lake Maruit, Egypt. *Folia Zoologica*, 34, 373-384.
- Ricker, W.E., 1975.** Computation and interpretation of biological statistics of fish population. *Bulletin Fisheries Research Board of Canada*, 191, 1-382.
- Sezen, S., 2011.** Determination of embryological and larval development stages of *Aphanius mento* (Heckel, 1843) in Kırkgöz

- Source. MSc Thesis, University of Süleyman Demirel. 40 P (In Turkish).
- Sezen, S. and Olmez, M., 2012.** Production of *Aphanius mento* (Heckel, 1843) under controlled conditions. *Aquaculture, Aquarium, Conservation and Legislation*, 5(2), 94-98.
- Sparre, P. and Venema, S.C., 1992.** Introduction to tropical fish stock assessment. Part I, FAO Fisheries Technical Paper 306/1, Rome.
- Tarkan, A.S., Gaygusuz, Ö., Acıpinar, H., Gürsoy, Ç. and Ozulug, M., 2006.** Length–weight relationship of fishes from the Marmara region (NW-Turkey). *Journal of Applied Ichthyology*, 22(4), 271-273.
- Pfleiderer, S.J., Geiger, M.F. and Herder, F., 2014.** *Aphanius marassantensis*, a new toothcarp from the Kızılırmak drainage in northern Anatolia (Cyprinodontiformes: Cyprinodontidae). *Zootaxa*, 3887, 569-582.
- Villwock, W. and Franz, V.R., 1972.** Beitrag zur Kenntnis der Zahnentwicklung bei oviparen Zahnkarpfen der *Tribus aphaniini* (Pisces, Cyprinodontidae). Inst, Band 80, S. 251–277. *Mitteilungen aus dem Hamburgischen Zoologischen Museum und Institut*, 68, 135-176.
- Verdiell-Cubedo, D., Oliva-Paterna, F.J. and Torralba, M., 2006.** Length-weight relationships for 22 fish species of the Mar Menor coastal lagoon (western Mediterranean Sea). *Journal of Applied Ichthyology*, 22, 293-294.
- Von Bertalanffy, L., 1938.** A quantitative theory of organic growth (inquiries of growth laws II). *Human Biology*, 10(2), 181-213.
- Yogurtcuoglu, B. and Ekmekci, F.G., 2013.** Life-history traits of *Aphanius danfordi* (Boulenger, 1890) (Pisces: Cyprinodontidae), endemic to Kızılırmak Basin (Turkey). *Journal of Applied Ichthyology*, 29, 866-871.
- Yoğurtçuoğlu, B. and Freyhof, J., 2018.** *Aphanius irregularis*, a new killifish from south-western Anatolia (Cyprinodontiformes: Aphaniidae). *Zootaxa*, 4410(2), 319-330.
- Wildekamp, R.H., Kucuk, F., Unlusayın, M. and Neer W.V., 1999.** Species and subspecies of the genus *Aphanius* Nardo 1897 (Pisces: Cyprinodontidae) in Turkey. *Turkish Journal of Zoology*, 23, 23-44.
- Zar, J.H., 1999.** Biostatistical analysis. 4th edition. Prentice Hall: New Jersey, USA. 663 P.