

Population assessment and yield per recruit of longtail tuna (*Thunnus tonggol*) in Northern of the Persian Gulf and Oman Sea (Iran, Hormozgan Province)

Darvishi M.¹; Paighambari S.Y.^{1*}; Ghorbani A.R.¹; Kaymaram F.²

Received: September 2016

Accepted: November 2016

Abstract

The purpose of this study was to find some important biological aspects of *Thunnus tonggol* in coastal waters of Hormozgan Province (Persian Gulf and Oman Sea). A total monthly data of 4383 individuals ranging from 25 to 124 cm fork length were collected from April 2015 to March 2016. The data were analyzed with FiSAT II software using the ELEFAN1 package to estimate the population parameters. The length-weight relationship was $TW=0.00002 FL^{2.87}$ ($R^2=0.97$) showing an isometric growth for *T. tonggol*. Growth parameters were computed as $L_{\infty}=129.6$ cm, $K=0.39$ year⁻¹ and $t_0=-0.28$ with the growth performance index, ϕ' of 8.7. The total mortality (Z) was estimated 1.58 year⁻¹ using catch curve method. The natural (M) and fishing mortality (F_{curr}) were obtained 0.49 and 1.09 year⁻¹, respectively. The exploitation ratio was 0.69. Length at first capture (L_c) was estimated as 60.2 cm fork length. The yield per recruit (Y/R) maximized in maximum fishing mortality rate 0.85 year⁻¹. The biomass per recruit decreased to 17.2% of unexploited biomass (virgin biomass) at F_{curr}. The current fishing mortality exceeds optimum fishing mortality (F_{opt}) and limit fishing mortality (F_{limit}) as biological reference points. The results indicated that population of *T. tonggol* is overexploited in the Persian Gulf and Oman Sea and there no further scope for improving the exploitation of this species.

Keywords: *Thunnus tonggol*, Longtail tuna, Population dynamics, Persian Gulf, Oman Sea

1-Gorgan University of Agricultural Sciences and Natural Resources.

2-Iranian Fisheries Science Research Institute, Agricultural Research, Education and Extension Organization (AREEO), Tehran, Iran

*Corresponding author's Email: sypaighambari@yahoo.com

Introduction

Assessing the status of the stocks of neritic tuna species in the Indian Ocean is fairly challenging due to the lack of available data (IOTC, 2015). The family Scombridae, mackerels and tunas, includes 15 genera with 49 species which some of them are the most important species in commercial fisheries (Randall, 1995). Seven species of tuna and mackerels were recorded as commercial fisheries from the Persian Gulf and Oman Sea namely *Auxis thazard*, *Euthynnus affinis*, *Katsuwonus pelamis*, *Scomberomorus commerson*, *S. guttatus*, *Thunnus albacares* and *T. tonggol*.

In recently years (2006–2015), Scombridae represented an average 39% of the total catch in the Persian Gulf and Oman Sea (Iranian waters). In the study area Scombrids are usually caught by surface gillnets (93%) and purse-seine (5%) during their migration for feeding and reproduction. Longtail tuna (*T. tonggol*) is an epipelagic species inhabiting in tropical to temperate regions of the Indo-Pacific, found almost exclusively in the neritic waters close to the shore, avoiding estuaries, turbid waters and open ocean (Froese and Pauly, 2015). It is one of the smallest species of the genus *Thunnus*, but relatively large compared with other neritic species with a maximum length of 145 cm (Pierre *et al.*, 2014). Estimated global catches of longtail tuna increased gradually from the mid 1950's to the year 2000 when over 90,000 t were landed. Catches then declined until 2005 (67,600 t). Since 2005, catch has increased continually

with the highest catches ever recorded around 170,000 t, landed in 2014. Over the past decade, Thailand, Indonesia, Malaysia and Iran mostly contributed to the global landings. However, it is important to note that catch statistics are underestimates due to a high incidence of underreporting of longtail catches in underdeveloped countries, especially where the species is targeted in artisanal fisheries (Griffiths, 2010). Scombrids accounts for about 40% of the total catch in Hormozgan Province (in South of Iran) and *Thunnus tonggol* represent the major volume of this province fishery and its management depends on the provision of described information on population assessment.

It seems that the distribution of longtail tuna in the Persian Gulf and Oman Sea is associated with temperature of surface water. In Iran, longtail tuna are targeted by traditional fishery, operating gillnets in small boats (fiberglass 6–8 m), or large dhows (less than 30 m wooden or fiberglass) and few industrial purse-seiners. However, this species is considered as one of the most important economic resources in Indian Ocean, very little information is known about the dynamic population of *T. tonggol* from this area (IOTC, 2015). Some results of studies on population dynamics of longtail tuna in the Indian and Pacific Oceans reviewed by Kaymaram *et al.* (2013), Abdussamad *et al.* (2012), Griffiths *et al.* (2010), Froese and Pauly (2007), Itoh *et al.* (1999), James *et al.* (1993), Yesaki (1989) and Prabhakar and Dudley (1989).

The purpose of this study is to find some important biological aspects of *T. tonggol* such as growth, age, mortality and yield per recruit based on biological reference points in traditional fisheries to provide information on population dynamic that needed for fishery managers in the Persian Gulf and Oman Sea.

Materials and methods

Monthly length frequency distributions and weight were constructed to obtain growth curves and length-weight relationship. Samples were collected from five commercial landings along the Hormozgan Province coastal includes 1)Jask 2)Sirik 3)Bandar abbas 4)Kong 5)Parsian from April 2015 to March 2016 (Fig.1). The specimens were caught with traditional vessels (boat and dhow) and for each sampling, a random sample was taken before the catch was landed.

The captured exemplars were biometrical and gravimetrical measured. Fork length (FL) was measured to the nearest 1 cm and pooled into 3 cm length classes and total weight (TW) to the nearest 0.01 kg. The length frequency data smoothed in order to decrease sampling error. The length-weight relationship was calculated by applying a power regression as: $TW = aFL^b$. In this equation length is independent variable. The parameter "a" is called the condition factor, and "b" usually designated the allometry coefficient, assumes values around 3 for isometric growth pattern. Student's t-tests were

used to compare the parameters obtained from general coefficient.

Growth parameters including L_{∞} and K were estimated by model progression analysis using the program ELEFAN1 (Pauly and Morgan, 1987) within the FiSAT II program (Gayanilo and Pauly, 1997). Growth equation in length as a function of age (Von Bertalanffy) was:

$$L_t = L_{\infty} [(1 - \exp(-K(t - t_0)))]$$

Where: L_{∞} =asymptotic fork length (extreme length), K= growth rate and t_0 = theoretical age of fish at zero length. Extreme length was estimated by maximum length estimation in FiSAT II software with 95% confidence. With this L_{∞} value, Shepherd's method was used to estimate the K value (Shepherd, 1987). The theoretical age at which the fish has mean length zero (t_0) was estimated by Pauly's (1979) formula:

$$\log(-t_0) = -0.392 - 0.275 \log(L_{\infty}) - 1.038 \log(K)$$

The index of growth performance (Pauly and Munro, 1984) was calculated using the equation: $\phi = \ln(K) + 2\ln(L_{\infty})$

Where L_{∞} and K are the growth parameters of the Von Bertalanffy equation. The index was compared with estimates obtained by other authors to facilitate the intra- and interspecific comparison of the growth performance (Pauly and Munro, 1984).

Total mortality rate (Z) was estimated by the linearized length-converted catch curve: $\ln(N_i dt_i^{-1}) = a + Zt_i$

Where: N_i is the number of fish in length class i; dt_i is the time needed for the fish to grow through length class i; t is the relative age where midlength is

reached in class i (Gayanilo and Pauly, 1997).

The natural mortality was estimated using the Pauly's (1980) empiric formula (as *T. tonggol* are school migratory species, M multiplied by 0.8 (Pauly, 1980)):

$$\text{Log}_e(M) = -0.0152 - 0.279 \text{Log}_e(L_\infty) + 0.6543 \text{Log}_e(K) + 0.463 \text{Log}_e(T)$$

Where: T is the annual mean water temperature value (the mean surface temperature of the Persian Gulf and Oman Sea was 27°C during the sampling). The current instantaneous fishing mortality rate (F_{curr}) was estimated from the difference between the total mortality and the natural mortality: $F_{\text{curr}} = Z - M$, and the exploitation rate (E) was assumed to be $E = F/Z$ (Sparre., 1998).

In order to determine the mean size at first capture ($L_C = L_{50\%}$), the probability of capture estimated by backwards extrapolation of the descending limb of the catch curve to include younger age classes that were likely to be underrepresented in the catch, within the FiSAT II program (Gayanilo and Pauly, 1997).

The Beverton-Holt model used to calculate yield per recruit curves (Y/R) and biomass per recruit (B/R) following the formulas (Beverton and Holt, 1959) using the Knife-edge selection:

$$Y/R = \frac{F}{K} \times A \times W_\infty \times \left[\frac{1}{Z} - \frac{3U}{Z+1} + \frac{3U^2}{Z+2} - \frac{U^3}{Z+3} \right]$$

$$B/R = (Y/R) \times (1/F)$$

Where:

$$A = \left[\frac{L_\infty - L_C}{L_\infty - L_r} \right]^{M/K}$$

$$U = 1 - \frac{L_C}{L_\infty}$$

($U = 1 - L_C L_\infty^{-1}$ the fraction of growth to be completed after entry into the exploited phase) and $L_r = 38.6$ cm

The resource status was evaluated using estimates of fishing mortality rate associated with a maximum sustainable yield (F_{max}) and by comparing estimates of the current fishing mortality rate (F_{curr}). A number of biological reference points estimated: 1) F_{max} defined as the fishing mortality that produces maximum yield-per-recruit; 2) $F_{\text{opt}} = M/2$; and 3) $F_{\text{limit}} = 2M/3$ (Patterson, 1992).

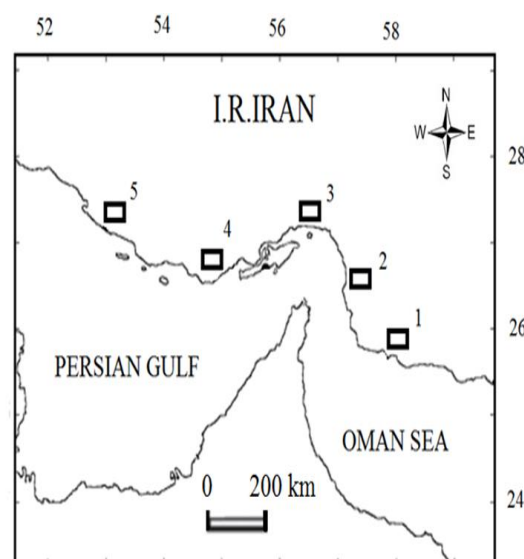


Figure 1: Map of the sampling area and sampling sites for longtail tuna in Northern of the Persian Gulf and Oman Sea (2015-2016).

Results

Among the 4383 specimens of *T. tonggol* collected during the sampling, dominant was from 25 to 124 cm FL with mean 71 cm (Fig. 2). The weight and length pairs data of 331 longtail tuna were obtained and length-weight relationship was:

$TW=0.00002 FL^{2.87}$ ($R^2=0.97$) (Fig. 3). The computed growth coefficient ($b=2.87$) was not statistically different from 3 (t-test, $p>0.05$). The Von Bertalanffy growth parameters obtained for this species were $L_{\infty}=129.6$ cm, $K=0.39$ year⁻¹ and $t_0=-0.28$ (Fig. 4), which showed this species length attained at the end of 1, 2, 3, 4 and 5th year are found to be 50.9, 76.4, 93.6, 105.2 and 113.1 cm, respectively (Fig. 5). The growth performance index (ϕ) was 8.7.

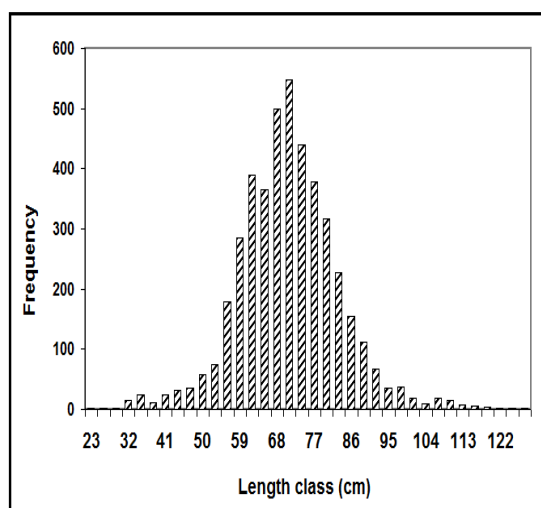


Figure 2: Length frequency distribution of longtail tuna in Northern of the Persian Gulf and Oman Sea (2015-2016).

The length-converted catch curve is shown in Fig. 6. The estimated instantaneous rate of mortality (Z) for *T. tonggol* was 1.58 year⁻¹ (with 95% confidence interval of slope -1.707 - -1.454). Natural mortality and fishing mortality were estimated 0.49 year⁻¹

and 1.09, respectively and exploitation rate was 0.69. The probability of capture curve (Fig. 7) showed that the fork length of *T. tonggol* to be attained in 60.2 cm where the probability was 50%.

The yield per recruit ($Y R^{-1}$) and biomass per recruit ($B R^{-1}$) analysis were computed using the knife-edge procedure and maximum of fishing mortality rate (F_{max}) was 0.85 (Fig. 8).

In fact, $Y R^{-1}$ increases steadily till the fishing mortality rate reached to 0.85 year⁻¹ and then decline with increasing fishing mortality. The biomass per recruit was 22.3% of unexploited biomass (virgin biomass) at F_{max} point and decreased to 17.2% in current fishing mortality rate. The biological reference points were estimated and are shown in Table 1.

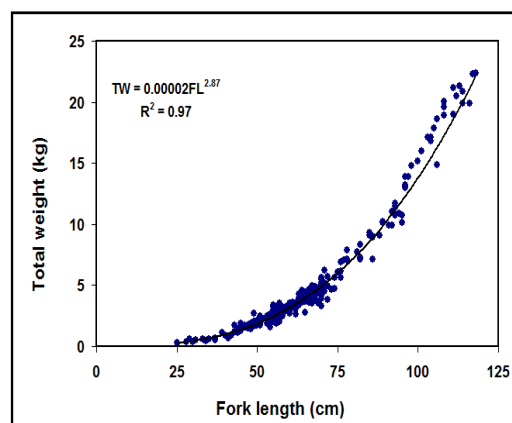


Figure 3: Relationship between total weight (TW) and fork length (FL) of longtail tuna in Northern of the Persian Gulf and Oman Sea (2015-2016).

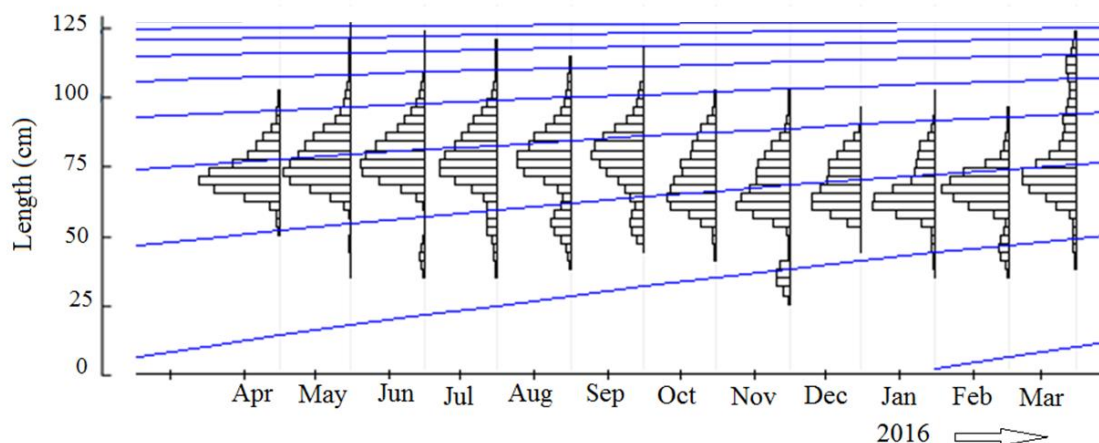


Figure 4. Monthly length frequency distribution output from FiSAT II with superimposed growth curve for *T. tonggol* from Northern of the Persian Gulf and Oman Sea (2015-2016).

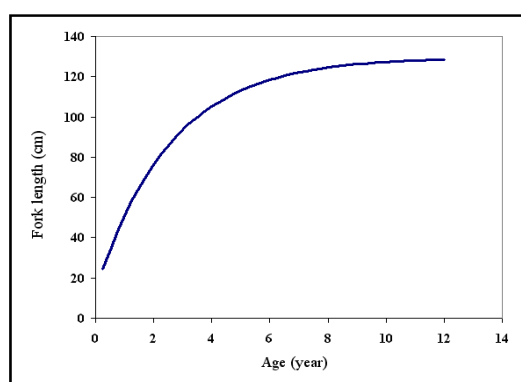


Figure 5: Length at age of *Thunnus tonggol* based on Von Bertalanffy growth parameter from Northern of the Persian Gulf and Oman Sea (2015-2016).

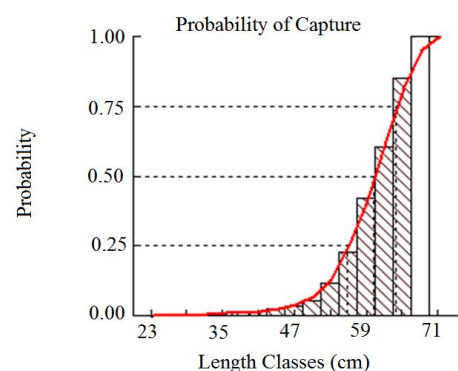


Figure 7: Probability of capture curve for longtail tuna in Northern of the Persian Gulf and Oman Sea (2015-2016) ($L_{50\%} = 60.2$ cm fork length).

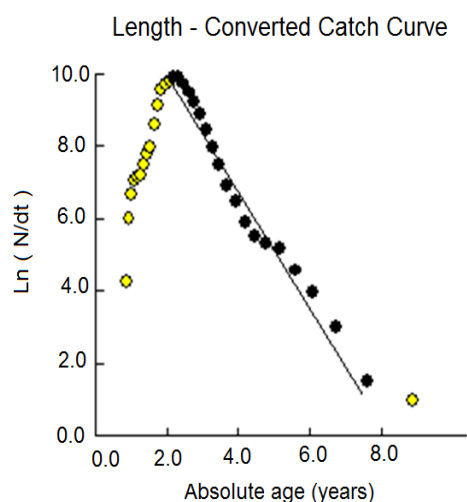


Figure 6: Length-converted catch curve for *Thunnus tonggol* in Northern of the Persian Gulf and Oman Sea (2015-2016). Black dots are those used in calculating the parameters of the straight line, the slope of which is an estimate of Z . Yellow dots represent fish not fully selected by the gear used in the fishery and/or not used in mortality estimation.

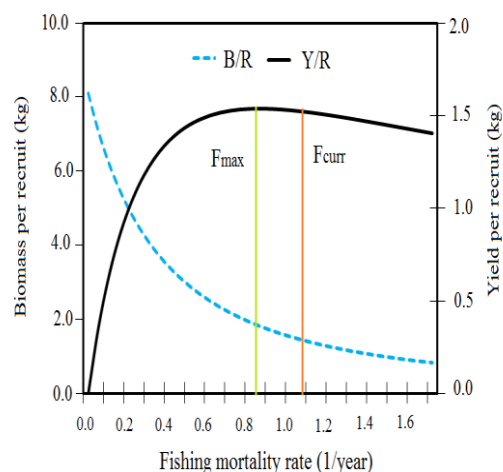


Figure 8: Yield per recruit and biomass per recruit curves for longtail tuna in Northern of the Persian Gulf and Oman Sea (2015 - 2016) using the selection give option.

Table 1: Biological reference points for longtail tuna in Northern of the Persian Gulf and Oman Sea (2015-2016) ($L_c=60.2$ cm, $M=0.49$ year⁻¹)

Reference point	$F_{0.1}$	F_{max}	F_{opt}	F_{limit}
Value	0.47	0.85	0.25	0.33

Discussion

Fish stock assessment should be carried out for each stock separately, since an essential characteristic of a stock is that its population parameters remain constant throughout its area of distribution (Kamukuru *et al.*, 2005), therefore in this study we assumed that *T. tonggol* belongs to unit stock.

The size range of the individuals was between 25-124 cm for fork length. Size frequency distribution can provide information on population dynamics in processes such as growth, mortality and recruitment, and population migration (Azpeitia *et al.*, 2013). The size of longtail tuna caught by the Indian Ocean fisheries typically ranges between 15–120 cm depending on the type of gear used, season and location. The fisheries operating in the Andaman Sea (coastal purse seines and troll lines) tend to catch longtail tuna of small size (20–45cm) while the drifting gillnet fisheries operating in the Arabian Sea catch larger specimens (50–100 cm) (IOTC, 2015). Although the type of sampling gear may introduce a bias in the size structure of the fish, in the current study the use of different gill nets allows for representation of all exiting sizes of the longtail tuna.

Estimates of the condition factor and allometry coefficient can be related to ecological processes and life history.

The length-weight relationship of *T. tonggol* revealed an isometric growth for this species in our study ($a=0.00002$, $b= 2.87$, $R^2=0.97$). Fish growth is generally isometric, and longtail tuna showed this growth pattern. High values of the allometry coefficient imply that the species gains weight fast growing in length. The value of the coefficient estimated for a species can vary between stocks and even between areas. In general, the coefficient b from length–weight relationship takes over the values in range 2-4 (Weatherley, 1972). James *et al.* (1993) estimated the values of a and b as 0.000083 and 2.71 respectively for longtail tuna in Indian coastal waters. In Australia the length-weight relationship of *T. tonggol* was $W=0.00005L^{2.82}$ (Griffith *et al.*, 2010). Differences in a and b values may be due to the changes in environmental parameters, physiology of the fish, sex, development of gonads and conditions in respect to nutrition, as well as sampling date, region and methods (Pitcher, 2002).

Several methods are used to indicate growth estimates: analysis of tag and recapture data, analysis of the hard parts of the fish (otoliths, vertebrae, etc.), and analysis of cohort progressions in length-frequency distribution (modal progression) (Gaertner *et al.*, 2004).

In tropical areas, the hard parts changes are less pronounced, therefore it is difficult to use a seasonal ring for age determination (Sparre, 1998). So, the analysis of length frequency data has been used for growth of fish by

indicating cohorts or age groups (Bhattacharya, 1967).

The growth parameters (K , L_{∞}) of *T. tonggol* in this study were (0.39 year^{-1} , 129.6 cm) from the Persian Gulf and Oman Sea. Previous studies have reported their estimation on growth parameters of longtail tuna based on otoliths and length frequency data (Table 2).

In present study, growth parameters differed from the estimates that reported by other authors. The growing constant which indicates a fish approaches fast to the asymptotic length (maximum theoretical) and it has been also demonstrated that it is bound to the fish longevity (Beverton and Holt, 1959). Therefore, the bigger the value of this constant is, the smaller the longevity is. The differences in Von Bertalanffy growth parameters may be due to the various estimation models, differences in the maximum size of fish in different areas, differences in genetic structure and/or density of food (Pauly,

1980). *T. tonggol* grows rapidly early in life, reaching a length of at least 50 cm after 1 year (Griffiths *et al.*, 2010) and the present study showed that longtail tuna grew very fast in the first 2 years.

The age at zero length in our study was -0.28 . King (2013) suggested negative t_0 indicates that juveniles grow more quickly than the predicted growth curve for adults.

Errors in the estimative of the growth fish parameters can be evaluated using the growth performance index (ϕ) (Pauly and Munro, 1984) and species within the same family are expected to have similar ϕ values (Moreau, 1987). The growth performance index ranges between 8.3 - 8.9 (Table 2) and ϕ value in the present study was similar to the earlier reported values, which maybe suggests a similar growth pattern across different stocks.

Table 2: Estimates of growth parameters for *Thunnus tonggol* in the Indian and Pacific Oceans by various analysis methods.

Area	$L_{\infty}(\text{cm})$	$K(\text{yr}^{-1})$	$t_0(\text{yr})$	ϕ	Method	Reference
India	93	0.49	-0.24	8.3	Length-frequency	Silas <i>et al.</i> , 1986
Japan	55	1.7	-0.089	8.5	Otoliths	Itoh <i>et al.</i> , 1999
Thailand	108	0.55	-	8.7	Length-frequency	Yesaki, 1989
Iran	133.8	0.35	-	8.7	Length-frequency	Kaymaram <i>et al.</i> , 2013
Oman	133.6	0.228	-	8.3	Length-frequency	Prabhakar and Dudley, 1989
Australia	135.4	0.233	-0.02	8.3	Otoliths	Griffiths <i>et al.</i> , 2011
Papua New Guinea	122.9	0.41	-0.032	8.7	Length-frequency	Wilson, 1981a
Papua New Guinea	131.8	0.395	-0.035	8.8	Otoliths	Wilson, 1981b
Australia	110	0.32	-0.36	8.3	Length-frequency	Fishbase
Thailand	58.2	1.44	-0.027	8.5	Length-frequency	Supongpan and Saikliang, 1987

Table 2 continued:

India	123.5	0.51	-0.032	8.9	Length-frequency	Abdussamad <i>et al.</i> , 2012
Iran	149.5	0.3	0.06	8.8	Length-frequency	Khorshidian & Carrara, 1993
India	99	0.48	-	8.4	Length-frequency	James <i>et al.</i> , 1993
India	145	0.324	-	8.8	Length-frequency	Froese and Pauly, 2007
Iran	140	0.27	-	8.5	Length-frequency	Darvishi <i>et al.</i> , 2003
Iran (Hormozgan)	129.6	0.39	-0.28	8.7	Length-frequency	Present study

The mortality rates are important to calculating the optimal fishing effort in development fisheries. Total mortality in our study was 1.58 year^{-1} . This mortality rate of *T. tonggol* is smaller than the total mortality of this species reported by Abdussamad *et al.* (2012) ($Z=3.72 \text{ year}^{-1}$) in West Indian coastal waters and greater than the estimate given by James *et al.* (1993) ($Z=1.22 \text{ year}^{-1}$) in the Indian coastal waters. The variations in these values might have been caused by size specific selectivity by different fishery gears of longtail tuna or seasonal migrations. However, even small fluctuation of growth parameters may influence on calculated mortality rates.

The perfect measurements of the natural mortality of the fishes are impossible and reliable estimate of M can only be obtained for an unexploited stock (Al-Hosni and Siddeek, 1999). Separating M and F from Z in a heavily exploited stock was a difficult task (Shojaei *et al.*, 2007) and to date the existing methods are based on empirical equations that have been tested for some groups of organisms, mainly fish (Pauly, 1980).

The natural mortality in this study was 0.49 year^{-1} . Prabhakar and Dudley (1989) and Kaymaram *et al.* (2013) estimated natural mortality of 0.429 and 0.44 year^{-1} for *T. tonggol* in Omani and Iranian coastal waters, respectively. Natural mortality is dependent on mean water temperature during the sampling date, disease and present of predators in area. The fishing mortality and exploitation rate were 1.09 year^{-1} and 0.69, respectively. Gulland (1970) reported that in optimally exploited stock F (fishing mortality) should be equal M (natural mortality) and it is in case $E=0.5$, but Patterson (1992) observed that optimal $E=0.5$ tended to reduce pelagic fish stock abundance (i.e. *T. tonggol*) and suggested that E should be equal 0.4 for optimal exploitation. Since our estimate of exploitation rate was greater than 0.4 and 0.5, it can be concluded that longtail tuna stock is under overfishing in coastal of Northern of the Persian Gulf and Oman Sea.

One major reason for why the fisheries scientists study fish growth, and describe it by means of the von Bertalanffy growth function (VBGF), is to perform stock assessments using the yield per recruit ($Y R^{-1}$) model of Beverton and Holt (1959), or one of its

variants (Pauly and Soriano, 1986). In fisheries management when little data on catch and fishing effort are available, yield per recruit models might be very profitable tools for assessment of fish population (Gabriel and Mace, 1999).

The yield per recruit curve showed that the maximum fishing mortality rate ($F_{max}=0.85 \text{ year}^{-1}$), which gives maximum yield per recruit, differs from the current fishing mortality rate (1.09 year^{-1}) which is estimated in this study. Theoretically, increasing length at first capture (L_c) motivate increase in yield. This will occur when the mesh size of designed gillnet allows immature fish to escape and provide an opportunity for them to spawn at least once. Additionally, biomass per recruit showed decrease in current biomass to 17.2% of unexploited biomass at F_{curr} . The critical range of spawning stock biomass is between 20-50% of unfished biomass (King, 2013), therefore *T. tonggol* have recruitment overfishing pattern in Northern of the Persian Gulf and Oman Sea coastal waters.

Biological reference points can provide guidance principles to fishery researchers to manage the commercial stocks. The current fishing mortality rate of 1.09 year^{-1} was considerably greater than ideal fishing mortality ($F_{opt}=0.25 \text{ year}^{-1}$) and limit fishing mortality ($F_{limit}=0.33 \text{ year}^{-1}$) biological reference points and indicating that population of *T. tonggol* is heavily overexploited in the Persian Gulf and Oman Sea. The $F_{0.1}$ calculated as 0.47 year^{-1} . In optimal yield, current fishing mortality does not exceed $F_{0.1}$, that is

against our results in this study. Unfortunately there are limited reports on population assessment of longtail tuna based on yield per recruit models in global distribution. Using relative yield per recruit models, Abdussamad *et al.* (2012) indicated that longtail tuna are currently being fished at biologically sustainable levels, with considerable scope for increasing their yield in west coastal water of India.

In Australian coastal waters under all MLL (Minimum Legal Lengths) scenarios, the current fishing mortality rate did not exceed biological reference points, however, there is potential for recruitment overfishing if the true age-at-maturity is higher than the estimate of 2 years (Griffiths, 2011). For other Scombrids species in the same region, Taghavi Motlagh *et al.* (2010) showed that the biomass per recruit at the estimated fishing mortality rate was particularly lower than 15% of the unexploited level and recruitment overfishing for *Euthynnus affinis*.

In conclusion, present study was the first population assessment using the yield-per-recruit model for longtail tuna in the Persian Gulf and Oman Sea and all results of investigation demonstrated that this species was not at biologically sustainable. The appropriate management of *T. tonggol* resource in this area needs to control fishing effort activities and gillnets mesh size. In the last decade (2006-2015) total catch of *T. tonggol* in Hormozgan Province (data from sampling region) increased from 12,465 to 32,648 t (Iranian Fisheries Statistical Yearbook, 2006-2015) and this fishing pattern should be

revised and it requires the participation of all fishermen and fishery managers. Like other Scombridae species, longtail tuna stock are transboundaries and its fishery management would be conducted in collaboration countries bordering the Persian Gulf, Oman Sea and Indian Ocean. The long term monitoring programs are required by Indian Ocean Tuna Commission (IOTC).

Acknowledgements

The authors are grateful of the experts in the Department of Biology and Stock Assessment, The Persian Gulf and Oman Sea Ecological Research Institute (PGOSERI, Hormozgan Province, Iran).

References

- Abdussamad, E.M., Koya, K.P., Ghosh, S., Rohit, P., Joshi, K.K., Manojkumar, B., Prakasan, D., Kemparaju, S., Elayathu, M.N.K., Dhokia, H.K. and Sebastine, M., 2012.** Fishery, biology and population characteristics of longtail tuna, *Thunnus tonggol* (Bleeker, 1851) caught along the Indian coast. *Indian Journal of Fisheries*, 59(2), 7-16.
- Al-Hosni, A.H.S. and Siddeek, S.M., 1999.** Growth and mortality of the narrowbarred Spanish mackerel, *Scomberomorus commerson* (Lacepede), in Omani waters. *Fisheries Management and Ecology*, 6(2), 145-160.
- Azpeitia, R.M., López-Martínez, J., Rábago-Quiroz, C.H., Nevárez-Martínez, M.O. and Herrera-Valdivia, E., 2013.** Growth and mortality rates of *Pseudupeneus grandisquamis* and *Urobatis halleri* bycatch species in the shrimp fishery. *Hidrobiológica*, 23(3), 386-393.
- Beverton, R.J.H. and Holt, S.J., 1959.** A review of the lifespans and mortality rates of fish in nature, and their relation to growth and other physiological characteristics. In Ciba Foundation Symposium-The Lifespan of Animals (Colloquia on Ageing). Vol. 5. John Wiley & Sons, Ltd. pp. 142-180.
- Bhattacharya, C.G., 1967.** A simple method of resolution of a distribution into Gaussian components. *Biometrics*, pp. 115-135.
- Darvishi, M., Kaymaram, F., Talebzadeh, S.A. and Behzadi, S., 2003.** Population dynamics of five Scombrid fish in Hormozgan Province (Iran). The Persian Gulf and Oman Sea Ecological Research Institute (In Persian). 183 P.
- Fisheries Statistical Yearbook, Iranian Waters., 2006-2015.** Fisheries administration council of agriculture, executive. Tehran. 125 P.
- Froese, R., and Pauly, D., Editors. 2007.** FishBase Accessed March 2008. Available at: <http://www.fishbase.org>
- Froese, R. and Pauly, D., 2015.** Fish Base. , version 04/2015, FishBase Consortium, <www.fishbase.org>.
- Gabriel, W.L. and Mace, P.M., 1999.** A review of biological reference points in the context of the precautionary approach. In:

- Restrepo, V.R.s (Ed.), Proceedings of the Fifth National NMFS Stock Assessment Workshop, pp. 34–45.
- Gayanilo, F.C., and Pauly, D., 1997.** The FAO-ICLARM stock assessment tools (FiSAT). Reference manual. Rome, FAO, 262 P.
- Griffiths, S.P., 2010.** Stock assessment and efficacy of size limits on longtail tuna (*Thunnus tonggol*) caught in Australian waters. *Fisheries Research*, 102(3), 248-257.
- Griffiths, S. J., Pepperell, M., Tonks, W., Sawynok, L., Olyott, S., Tickell, M., Zischke, J., Lynne, J., Burgess, E., Jones, D. and Joyner, C., Makepeace and Moyle, K., 2010.** Biology, fisheries and status of longtail tuna (*Thunnus tonggol*), with special reference to recreational fisheries in Australian waters. Fisheries Research and Development Corporation. CSIRO. 101 P.
- Griffiths, S.P., Fry, G.C., Manson, F.J. and Lou, D.C., 2010.** Age and growth of longtail tuna (*Thunnus tonggol*) in tropical and temperate waters of the central Indo-Pacific. *ICES Journal of Marine Science: Journal du Conseil*, 67(1), 125-134.
- IOTC, 2015.** Assessment of Indian Ocean longtail tuna (*Thunnus tonggol*) using data poor catch-based methods. WPNT05–22 .11th May 2015.
- Itoh, T., Yuki, Y., and Tsuji, S., 1999.** Spawning possibility and growth of longtail tuna, *Thunnus tonggol*, in the water around Japan. *Bulletin of the National Research Institute of Far Seas Fisheries*, 36, 47-53.
- James, P.S.B.R., Pillai, P.P., Pillai, N.G.K., Jayaprakash, A.A., Gopakumar, G., Kasim, H.M., Sivadas, M. and Koya, K.P., 1993.** Fishery, biology and stock assessment of small tunas. In: Sudarsan, D. and John, M. E. (Eds.), *Tuna Research in India, Fishery Survey of India, Bombay, India*, pp. 123-148.
- Kamukuru, A.T., Hecht, T. and Mgaya, Y.D., 2005.** Effects of exploitation on age, growth and mortality of the blackspot snapper, *Lutjanus fulvivflamma*, at Mafia Island, Tanzania. *Fisheries Management and Ecology*, 12(1), 45-55.
- Kaymaram, F., Darvishi, M., Behzadi, S., and Ghasemi, S., 2013.** Population dynamic parameters of *Thunnus tonggol* (Bleeker, 1851) in the Persian Gulf and Oman Sea. *Iranian Journal of Fisheries Sciences*, 12(4), 855-863.
- Khorshidian, K., and Carrara, G., 1993.** An analysis of length frequency of *Thunnus tonggol* in Hormozgan waters. *Islamique republique of Iran. Expert Consultation on Indian Ocean Tunas*, TWS/93/2/4. 12 P.
- King, M., 2013.** Fisheries biology, assessment and management. John Wiley & Sons, 400 P.
- Moreau, J., 1987.** Mathematical and biological expression of growth in fishes: recent trends and further developments. In: Summerfelt, R.C.; Hall, G.E. Age and growth of fish. Ames: Iowa State University Press, 1987. pp. 81-113.

- Patterson, K., 1992.** Fisheries for small pelagic species: an empirical approach to management targets. *Reviews in Fish Biology and Fisheries*, 2(4), 321-338.
- Pauly, D., 1980.** On the interrelationships between natural mortality, growth parameters, and mean environmental temperature in 175 fish stocks. *ICES Journal of Marine Science*, 39(2), 175-192.
- Pauly, D., 1979.** Theory and management of tropical multispecies stocks: a review with emphasis on the Southeast Asian demersal fisheries. *ICLARM: International Center for Living Aquatic Resources Management Studies and Reviews*, 1, 35.
- Pauly, D. and Morgan, G.R. eds., 1987.** Length-based methods in fisheries research (Vol. 13). WorldFish.
- Pauly, D. and Munro, J.L., 1984.** Once more on the comparison of growth in fish and invertebrates. *ICLARM: International Center for Living Aquatic Resources Management, Fishbyte*, 2(1), 21.
- Pauly, D.A.N.I.E.L. and Soriano, M.L., 1986, May.** Some practical extensions to Beverton and Holt's relative yield-per-recruit model. In *The first Asian fisheries forum* (pp. 491-496). Manila: Asian Fisheries Society.
- Pierre, L., Geehan, J., and Herrera, M., 2014.** Review of the statistical data available for bycatch species. *IOTC-2014-WPNT04-07 Rev_1*, pp.17-19.
- Pitcher, T.J., 2002.** A bumpy old road: Size-base methods in fisheries assessment. In: *Hand book of Fish Biology and Fisheries: Vol. 2*, (Fisheries. Hart, P.J.B., and Reynolds, J.D.). Blackwell Publishing, Oxford. pp. 189-210.
- Prabhakar, A., and Dudley, R.G., 1989.** Age, growth and mortality rates of longtail tuna *Thunnus tonggol* (Bleeker) in Omani waters based on length data. *Indo-Pacific Tuna Development and Management Programme IPTP/89/GEN*, 16, 90-96.
- Randall, J.E., 1995.** Coastal fishes of Oman. Crawford House Press, Bathurst, Australia, 439 P.
- Shepherd, J.G., 1987.** A Weakly parametric method for estimating growth parameters from length composition data. In: Pauly, D., and Morgan, R., (Eds.). *Length – based methods in fisheries research*. *ICLARM Conference Proceedings*, pp. 113-119.
- Shojaei, M.G., Motlagh, S.A.T., Seyfabadi, J., Abtahi, B. and Dehghani, R., 2007.** Age, growth and mortality rate of the narrow-barred Spanish mackerel (*Scomberomerus commerson* Lacepede, 1800) in coastal waters of Iran from length frequency data. *Turkish Journal of Fisheries and Aquatic Sciences*, 7(2), 115-121.
- Silas, E.G., Pillai, P.P., Srinath, M., Jayaprakash, A.A., Muthiah, Balan, V., Yohannan, C.T.M., Siraimetan, P., Mohan, M., Livingston, P., Kunhikoya, K.K., Pillai, M.A. and Sarma, P.S.S.,**

- 1986.** Population dynamics of tunas: stock assessment. *Bulletin of the Centre for Marine Fisheries Research Institute, Cochin*, 36, 20-27.
- Sparre, P., 1998.** Introduction to tropical fish stock assessment. Part 1. Manual. FAO Fish. Tech. Paper., 306, 1-407.
- Supongpan, S., and Saikliang, P., 1987.** Fisheries status of tuna purse seiners (using sonar) in the Gulf of Thailand. Report of the Marine Fisheries Division Department of Fisheries, Bangkok. Vol 3. pp. 78.
- Taghavi Motlagh, S.A., Hashemi, S.A., and Kochanian, P., 2010.** Population biology and assessment of Kawakawa (*Euthynnus affinis*) in Coastal Waters of the Persian Gulf and Sea of Oman (Hormozgan Province) *Iranian Journal of Fisheries Sciences*, 9(2), 315-326
- Weatherley, A. H., 1972.** Growth and ecology of fish populations. Academic Press, London, pp.125-258.
- Wilson, M. A., 1981a.** Some aspects of the biology and reproduction of longtail tuna in Oceania. In: Grant, C. J. and Walter, D. G. (Eds.), Northern pelagic fish seminar, Aust. Gov. Publ. Serv., pp. 24-44.
- Wilson, M.A., 1981b.** The biology, ecology and exploitation of longtail tuna, *Thunnus tonggol* (Bleeker) in Oceania. M.Sc. Thesis. School of Biological Sciences, Macquarie University, Sydney, 195 P.
- Yesaki, M., 1989.** Estimates of age and growth of kawakawa (*Euthynnus affinis*), longtail tuna (*Thunnus tonggol*) and frigate tuna (*Auxis thazard*) from the Gulf of Thailand based on length data. Indo-Pacific Tuna Development and Management Programme, IPTP/89/GEN, 17, 94-108.