

Research Article



Population dynamic of skinnycheek lanternfish *Benthoosema pterotum* (Alcock, 1890) in the Oman Sea

Sadeghi Mazidi S.¹; Kamrani E.^{1*}; Salarpouri A.²; Momeni M.²;
Naderi R.³

Received: February 2022

Accepted: May 2022

Abstract

Population dynamics of skinnycheek lanternfish, *Benthoosema pterotum* (Alcock, 1890), were studied in the Oman Sea from January to December 2019. A total of 2893 individuals were sampled from the commercial catch of bottom trawlers in the Oman Sea. The total length (TL) ranged from 21-60 mm and the average length was 39.4 ± 4.64 mm. More than 84% of the samples were between 33-45 mm TL. The length-weight relationship was obtained $TW = 0.00008 TL^{2.38}$ and showed negative allometric growth. The asymptotic length (L_{∞}) and growth coefficient (K) were estimated at 63 mm and 1.6 per year, respectively. In addition, t_{max} and t_0 were calculated at 1.73 and -0.15 year, respectively. The von Bertalanffy growth equation was calculated as $L_t = 63 (1 - e^{-1.6(t+0.15)})$. The coefficients of total mortality (Z), instantaneous natural mortality (M), and fishing mortality (F) rates were estimated as 6.65 per year, 2.62 per year, and 4.03 per year, respectively. Size at first capture (L_c) was estimated at 35.67 mm (TL). The current rate of exploitation (E) was given as 0.6 and therefore, the values of exploitation ratio were reasonable for the current fishing effort.

Keywords: *Benthoosema pterotum*, Growth parameters, Mortality rates, Lanternfish, Oman Sea

1-Department of Fisheries, Faculty of Marine Science Technology and Atmospheric, Hormozgan University, Bandar Abbas, Iran

2- Persian Gulf and Oman Sea Ecology Research Center, Iranian Fisheries Science Research Institute (IFSRI), Agricultural Research, Education and Extension Organization (AREEO), Bandar Abbas, Iran

3- Iranian Fisheries Organization, Tehran, Iran

*Corresponding author's Email: eza47@yahoo.com

Introduction

Increasing the proportion of conventional fish stocks has reached a state of full exploitation or even over-exploitation, and the search for new fishery resources has been intensified. It was assumed that krill, cephalopods, and mesopelagic fish are the most promising potential resources (Gulland, 1971; Okutani, 1977). A fish species can be called mesopelagic if it spends the day in the mesopelagic zone. They are small and usually found at depths between 100 to 1000 m. mesopelagic fishes play an important trophic role in the open ocean as well as close to steep slopes. Myctophids (lanternfish) account for 75% of mesopelagic fish biomass caught by trawling and the majority of them are larvae and/or juveniles (Moser and Watson, 2006). Myctophids, in particular, display a high diversity that can be used as an indicator of the biogeographic distinctness of a specific area (Wienerroither, 2003). Myctophid distributions are circumglobal and are found in all oceans except the Arctic and estimated global biomass by trawling method is about 550-600 million metric tons (Gjosaeter and Kawaguchi, 1980). *Benthoosema pterotum* is the most common and numerous myctophids species in the western (Gulf of Oman-Somali region) and the eastern (along the west coast of India) Arabian Sea and is the largest single species stock of fish in the world (Valinassab *et al.*, 2007; Karuppasamy *et al.*, 2008a). According to echo sounder records *Benthoosema pterotum* aggregates in compact layers especially during the daytime

(Karuppasamy *et al.*, 2008b). Based on the literature on aging studies, it is found that myctophids are fast-growing (Childress *et al.*, 1980; Hosseini-Shekarabi *et al.*, 2015), have relatively short life span, and high mortality rates. Growth studies of myctophids based on otolith microstructure were carried out by Gjosaeter *et al.* (1984), Prut'ko (1987), Gartner (1991), and Nishimura *et al.*, (1999). Comprehensive data on the life history of any mesopelagic species is scarce. Age and growth are known for some of the more important cold-water species but only tentative information is available on tropical ones. Length distributions have been reported for several mesopelagic fish (*e.g.* Gibbs *et al.*, 1971; Krueger, 1972; Goodyear *et al.*, 1972; Clarke, 1973; Hosseini-Shekarabi *et al.*, 2015). Gjosaeter (1978b) studied aspects of the life history of the two dominant species from the Arabian Sea, *Benthoosema pterotum* and *B. fibulatum*.

B. glaciale is one of the best known mesopelagic fish species as far as life history is concerned (Halliday, 1970; Gjosaeter, 1973, 1978). *Notoscopelus kroeyeri* and *Maurolicus muelleri* were studied by Gjosaeter (1978a). Aspects of the life history of Cyclothone have been studied by Badcock and Merrett (1976). The length-weight relationship equation, commercial importance, and bycatch species composition of *Benthoosema pterotum* were studied in the Iranian waters of the Oman Sea (Johannesson and Valinassab, 1994; Valinassab *et al.*, 2007; Kiaalvandi *et al.*, 2012; Vizvari *et al.*, 2017). We analyzed the length

frequency data of *Benthoosema pterotum* to obtain growth and mortality parameters for better understanding the stock condition in the north western of the Oman Sea.

Materials and methods

Region and sampling

Sampling was carried out by fishing vessel 'Zist-Keyhan 5' a stern bottom trawler net (cod-end mesh size 10mm) from January to December 2019. The

sampling field was a myctophids fishing ground in the Northwest of the Oman Sea coordinated 57°00E to 58°30E with depths more than 200m and 12 nautical mile distance from the baseline coast (Fig. 1). A total of 240 individuals were collected using random sampling monthly. The lengths and weights of fishes were measured to the nearest 1mm and 0.01 g.

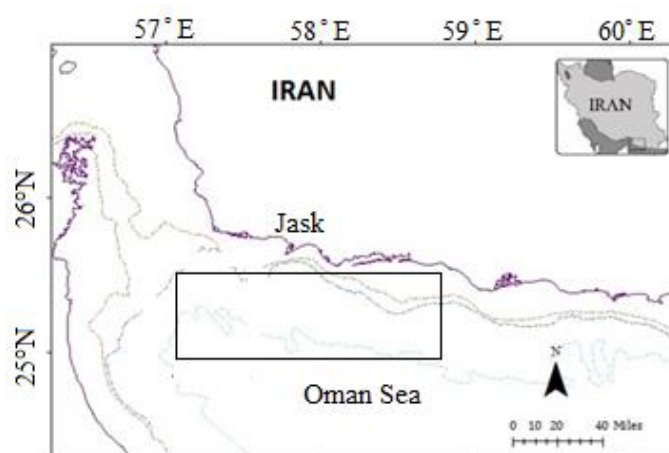


Figure 1: The map of sampling region in the Oman Sea (2019).

Population dynamics

Length-weight relationship

The relationship between total length and total weight was obtained by the power equation below:

$$W = a \cdot L^b$$

Where W: total body weight (g), L: total length (mm), *a* and *b* are coefficients of the functional regression between W and L (Ricker, 1973).

If calculated *b* from equation power has a significance difference with 3, growth is allometric and otherwise, growth is isometric. The t-student test was used to determine the difference between calculated *b* and 3 (Pauly, 1984).

$$t = \frac{s.d(\ln L)}{s.d(\ln W)} \times \frac{|b-3|}{\sqrt{1-r^2}} \times \sqrt{n-2}$$

Where, s.d (lnL) is the standard deviation of total lengths, log s.d (lnW) is the standard deviation of total weights log, *r* is identification coefficient between total length and total weight in equation power, *b* is power in L-W equation, and *n* is the number of samples.

Estimation of growth parameters

Length–frequency data were constructed using 3-mm length intervals (Sturges, 1926). Growth rates were calculated using the von Bertalanffy equation:

$$L_t = L_\infty(1 - e^{-k(t-t_0)})$$

Where L_t is the length of the fish (mm) at age t (year), L_∞ is the asymptotic length (mm), k is the constant growth rate (year^{-1}), and t_0 (year) is the nominal age at which fish length is considered to be zero. The k constant was calculated in the FISAT II software using the ELEFAN I routine (Pauly and David,

$$\text{Log}(-t_0) = -0.3922 - 0.2752 \text{Log}(L_\infty) - 1.038 \text{Log}(K)$$

A comparison of the growth performances of fishes was made, using a growth performance index (ϕ') (Pauly and Munro, 1984):

$$\phi' = \text{Log}_{10} K + 2 \text{Log}_{10} L_\infty$$

Estimate of the maximum age of individuals in the populations was calculated from the below equation (Pauly, 1984): $t_{\max} = t_0 + (3/K)$

Estimation of mortality

Mortality (95% confidence limit) was

$$\log(M) = -0.0066 - 0.279 \log(L_{\infty}) + 0.6543 \log(K) + 0.4634 \log(T)$$

Where, M is natural mortality per year, K is the intrinsic growth rate per year, T is the annual environmental mean temperature as 21°C (Ebrahimi, *et al.*, 2005). F is the fishing mortality estimated from the formula:

$$F = Z - M$$

Where, Z is the total mortality rate and $E = F/Z$ where E is the exploitation rate (Sparre and Venema, 1992).

Catch probability at length groups

The probability of capture was worked out using FiSAT II software (Gayaniilo and Pauly, 1996).

1981), which uses the modal displacement of length classes time series to provide an index of growth rates for different age classes. For the calculation of theoretical age at length zeros (t_0) we used the Pauly's empirical formula (Pauly, 1979):

calculated from ELEFAN using the length-converted catch curve method (Sparre and Venema, 1992). The output is Z/K : thus, Z can be estimated using the estimated K from the von Bertalanffy growth equation (VBGE):

$$\text{Ln}[N/dt] = a - Zt$$

Natural mortality was estimated from the Pauly empirical equation. According to the schooling behavior of these fishes, the M multiplied by 0.8. (Pauly, 1980).

Results

A total of 2893 individuals were sampled and used for population analysis. Total length ranged from 21-60 mm with an average length of 39.4 mm. More than 84% of the samples were between 33-45 mm TL (Fig. 2). Monthly total length changes showed that October and February had the minimum and maximum mean lengths of 35.31 and 43.41 mm, respectively (Table 1).

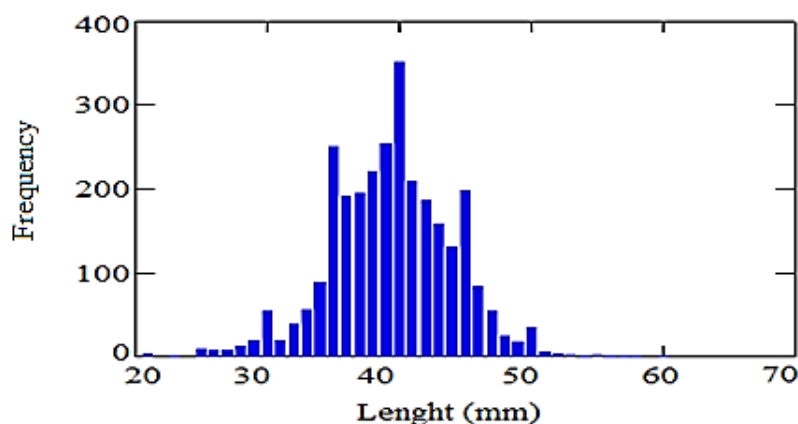


Figure 2: Length–frequency of *Benthosema pterotum* in the Oman Sea (2019).

Table 1: descriptive statistics of *Benthosema pterotum* total length in the Oman Sea (2019).

Month	N	Length range(mm)	Mean (mm)	S.d
Jan	245	25-50	39.65	4.96
Feb	260	32-57	41.43	3.91
Mar	250	21-47	37.28	4.09
Apr	250	21-53	40.31	4.13
May	249	23-51	39.93	4.21
Jun	300	25-50	38.62	4.34
Jul	300	25-50	39.14	4.41
Aug	173	25-52	39.16	5.46
Sep	186	25-46	37.42	4.28
Oct	201	27-45	35.31	4
Nov	250	30-49	40.15	3.29
Dec	229	25-60	41.06	6.19

Population dynamics

Length- weight relationship

The relationship between length (mm) and weight (g) was estimated for 206 specimens (both sexes) as $W = 0.00008L^{2.379}$ (Fig. 3). The calculated t was equal to 10.94 and the number of t table probabilities was 1.96, then there was a significant difference between calculated t and t table probabilities ($p < 0.05$), so the growth of this species was identified as allometric.

Growth parameters

The values of L_{∞} and K were 63 mm and 1.6 per year, respectively. The values of t_0 and t_{max} were -0.15 and 1.73 year, respectively. The $\hat{\theta}$ value was calculated at 3.8. The result of length-age showed that skinycheek lantern fish has a rapid growth in the first months of life (Figs. 4-5). Von Bertalanffy's plot for this species was as below:

$$L_t = 63 (1 - e^{-1.6(t+0.15)})$$

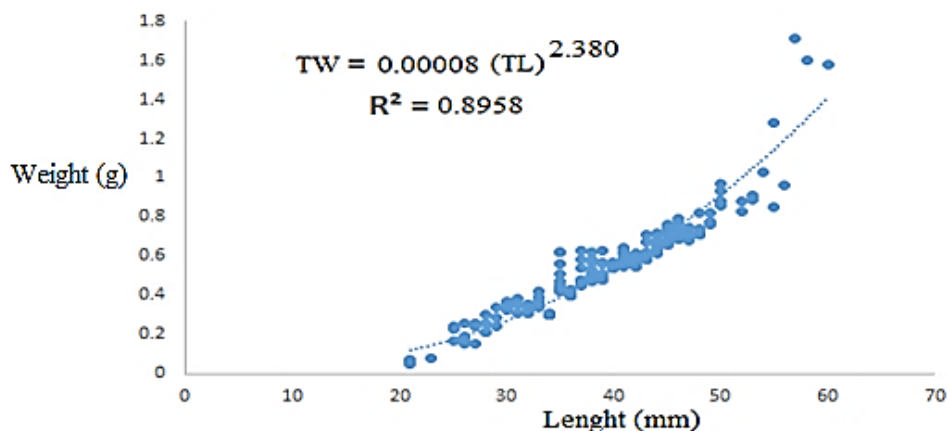


Figure 3: The length-weight relationship plot of *Benthoosema pterotum* in the Oman Sea (2019).

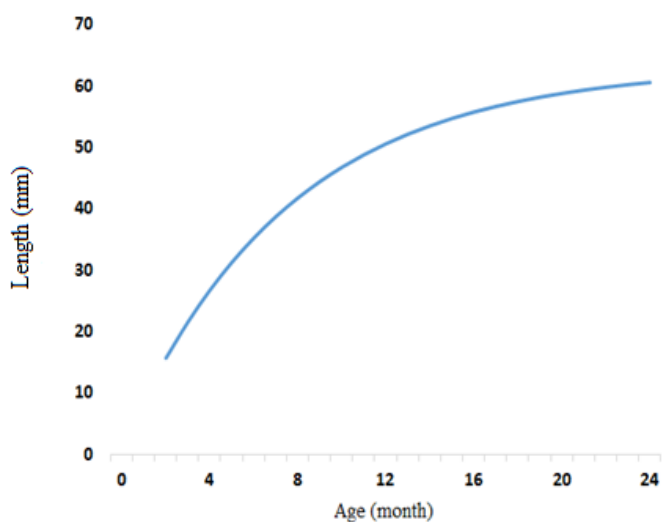


Figure 4: The length-age plot of *Benthoosema pterotum* in the Oman Sea (2019).

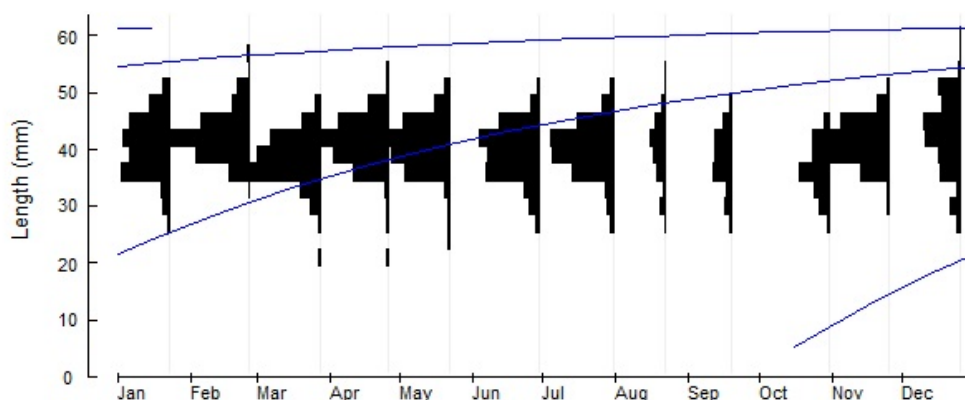


Figure 5: The growth curve plot of *Benthoosema pterotum* in the Oman Sea (2019).

Mortality

Total mortality (Z) (95% confidence limit), calculated from the length converted catch curves, was 6.65 per

year, the fishing mortality (F), was 4.03 per year and natural mortality (M) was estimated at 2.62 per year. The exploitation ratio (E=F/Z) was 0.60.

Catch probability at length groups
The capture probabilities curve at values
 L_{25} , L_{50} and L_{75} were estimated 33.26,

35.67, and 37.15 mm, respectively (Fig. 6).

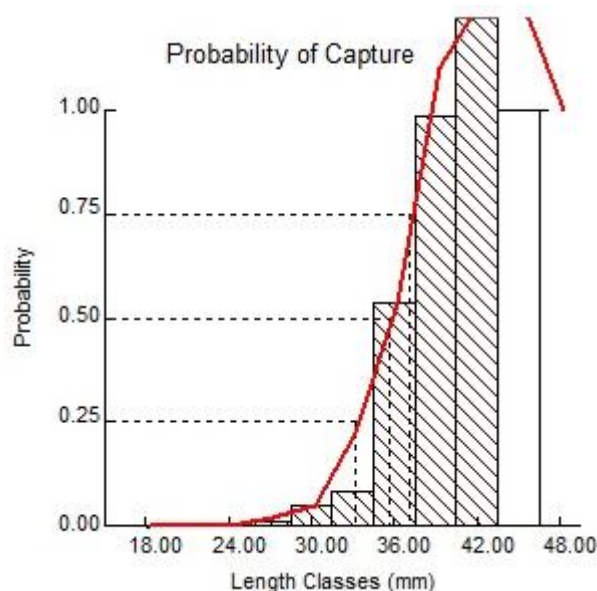


Figure 6: The capture probabilities curve of *Benthosema pterotum* in the Oman Sea (2019).

Discussion

In the present study, the range of total length was recorded from 21 to 60 mm. The mean length and weight of this species were reported 37.8 mm and 0.43 g with ranges from 10-58 mm and 0.03-0.94 g, respectively in the Oman Sea (Johannesson and Valinassab, 1994). They recorded the average of length as 42.7 mm which coincides with the spawning period. The maximum length of *B. pterotum* was reported 56 mm in eastern Arabian Sea (Karuppasamy *et al.* 2008a), while we obtained a maximum length of 60 mm. The power length-weight relationship helped us to estimate weight by using length. Usually, the b values in this equation ranged between 2 to 4 (Weatherley, 1972). Vizvari *et al.* (2017) obtained length-weight relationship for this species in the Oman

Sea and reported allometric growth for juveniles and isometric growth for adults; moreover, they suggested when the total length was more than 46 mm the value of b increased significantly. Our results showed an allometric growth for this species. A and b values of length-weight power equation were reported as 0.0000059 and 3.05, respectively (Johannesson and Valinassab, 1994). In the present study b value was obtained as 2.38. Differences in a and b values can be related to environmental condition changes, physiology of fishes, evolution of gonads, time and method of sampling and sex (Pitcher, 2002). The K and L_{∞} values for non-tropical mesopelagic fishes were reported from 0.11-1.05 per year and 49–119 mm (Gjosaeter and Kawaguchi, 1980). Based on a new method of age determination, values of

the growth curve were calculated, K from 1.8 to 5.62 per year and (L_{∞}) values from 68 to 77 mm (Gjosaeter and Blindheim, 1978). In the present study, K was obtained 1.6 per year and L_{∞} was estimated 63 mm (TL). The K and L_{∞} were obtained 1.81 per year and 68 mm in the Arabian Sea, respectively (Gjosaeter, 1978). Indeed, the rapid growth at the first stages of life in aquatic animals is a kind of strategy versus preying by larger animals (Begg and Sellin, 1998), therefore, the rapid growth of *Benthoosema pterotum* at the first stages of their life cycle can be explained by this strategy and furthermore reaches as early as possible to sexual maturity. Generally, it seems that mesopelagic fish from cold waters are slow growing although growth may be rapid during the first part of life. Warm-water mesopelagic fish commonly have a fast growth and most of them probably reach maximum size in one year or less. Some species (*e.g.* *Naurolicus muelleri* and *Diaphus suborbital*) seem to have a fast growth until sexual maturity is reached and a very slow growth later (Go *et al.*, 1977; Gjosaeter, 1978). It seems most of the temporal myctophids and Gonostomatids have a one-year lifespan (Clarke, 1973). The different K values in various species refer to different inhabiting ecosystems. The growth curve does not show that species in deep waters have many seasonal changes, because these species contrary to the species in shallow waters are affected by hydrographic changes such as

temperature and availability of food (Kawaguchi and Mauchline, 1982). The results showed a fast growth in the early stages of life for *Benthoosema pterotum* although the growth rate reduced after 7 months, which is similar to growth patterns in most myctophids (Smoker and Percy, 1970; Filin, 1997). The t_0 values for two species of mesopelagic fish *Benthoosema glaciale* (West Norway, fjords) and *Notoscopelus kroeyeri* (North-east Atlantic) were reported to -0.64 and -0.17 year, respectively (Gjosaeter, 1978). The negative value of t_0 conforms the rapid growth in the early stages of life (Walford, 1946). The reason for different growth parameters in various studies can be related to sampling methods and gears and using various methods for data analysis (Pillai *et al.*, 1993). Differences in growth parameters can be related to length classification to a high extent (Dudley *et al.*, 1992). In the present study t_{max} calculated was approximately 19 months. The maximum age of *B. pterotum* was calculated at 349 days for 51.5mm total length (Hosseini-Shekarabi *et al.*, 2015). Fishes that have a short age often are small and are preyed on by other predators. The total mortality (Z) rates were reported for *B. fibulatum* and *B. glaciale* 0.51 and 0.74 per year, respectively (Gjosaeter, 1973; Vipin *et al.*, 2018). Both species *B. glaciale* and *B. fibulatum* live in sub-tropical waters while *Benthoosema pterotum* is a tropical species. The capture length for *B. fibulatum* was reported to 84.62 mm,

which reaches this length approximately at 2 years old (Vipin *et al.*, 2018). The results of the present paper recorded the length of capture as 35.67 mm for *B. pterotum* that will reach 6 months old. The current rate of exploitation (E) was given as 0.6, the values of the exploitation ratio were reasonable for the current fishing effort.

Acknowledgments

We wish to thank all colleagues who have contributed data and other information used in to this paper. We are grateful to the captain, officer, and crew of the F/V 'Zist-Keyhan 5' for their assistance with the field sampling.

References

- Badcock, J. and Merrett, N.R., 1976.** Midwater fishes in the eastern North Atlantic. I. Vertical distribution and associated biology in 30°N, 23°W, with development notes on certain myctophids. *Progress in Oceanography*, 7(1), 3.58.
- Begg, G.A. and Sellin, M.J., 1998.** Age and growth of school mackerel (*Scomberomorus commerson*) and spot mackerel (*S. munroi*) in Queensland east-coast waters with implications for stock structure. *Marine and Freshwater Research*, 49, 109-120.
- Beverton, R.J.H. and Holt, S.J., 1959.** A review of the lifespans and mortality rates of fishes in nature, and their relation to growth and other physiological characteristics. In: Wolstenholme, C.E.W. and O'Connor, M., Eds., Ciba Foundation Colloquia on Ageing, J and A Churchill Ltd., London. pp 142-179.
- Biswas, S.P., 1993.** Manual of methods in fish biology. South Asian Pub. Pvt. Ltd., New Dehli. 157 P.
- Cadima, E.L., 2003.** Fish Stock Assessment Manual. FAO fisheries Technical paper No. 393.
- Childress, J. J., Taylor, S. M., Cailliet, G.M. and Price, M.H., 1980.** Patterns of growth, energy utilization and reproduction in some meso- and bathypelagic fishes off Southern California. *Marine Biology*, 61, 27–40. DOI: 10.1007/BF00410339
- Clarke, T.A., 1973.** Some aspects of the ecology of lanternfishes (Myctophidae) in the Pacific Ocean near Hawaii. *Fishery Bulletin NOAA/NMFS*, 71(2), 401-34
- Dudley, R.G., Aghaashinikar, A.P. and Brothers, E.B., 1992.** Management of the Indo-Pacific Spanish Mackerel (*Scomberomorus commerson*) in Oman. *Fisheries Research*, 15, 17-43.
- Ebrahimi, M., Mortazavi, M.S., Ejlali, K., Aghjari, N., Khodaday Jokar, K., Akbarzadeh, Gh.A. and Saraji, F., Aghajari, Sh., 2005.** Hydrology and Hydrobiology Studies on Persian Gulf in Hormozgan, south of Iran, Iranian Fisheries Science Research Institute, Iran. 87 P. (In Persian)
- Filin, A.A., 1997.** Growth, size, and age composition of the *Notoscopelus kroeyerii* (Myctophidae). *Journal of Ichthyology*, 37, 27–32.
- Gartner, J.V.Jr., 1991.** Life histories of three species of lanternfishes (Pisces: Myctophidae) from the eastern Gulf

- of Mexico. (i) Morphological and microstructure analysis of sagittal otoliths. *Marine Biology*, 111, 11 – 20. DOI: 10.1007/BF01986340
- Gayanilo, F.C. and Pauly, D., 1996.** The FAO ICLARM Stock Assessment Tools (FiSAT), User, s guide. (Fisheries). FAO Computerized Information Series No. 8, Italy. 126 P.
- Gibbs, R.H. Jr., Goodyear, R.J. Keene, M.J. and Brown, D.W. 1971.** Biological studies of the Bermuda Ocean Acre II. Vertical distribution and ecology of the lanternfishes (family Myctophidae). Report to the U.S. Navy Underwater Systems Center. Contract No. NOO140-70C-O307, 141 P.
- Gjosaeter, J., 1973.** Age, growth and mortality of the myctophid fish, *Benthoosema glaciale* (Reinhardt), from western Norway. *Sarsia*, 52, 1-14.
- Gjosaeter, J., 1973.** The food of the myctophid fish, *Benthoosema glaciale* (Reinhardt), from western Norway. *Sarsia*, 52, 53-58.
- Gjosaeter, J. and J. Blindheim., 1978.** Observation on mesopelagic fish off northwest Africa between 16 and 27 N degree. Paper presented to the Symposium on the Canary Current: upwelling and living resources, Las Palmas, 11-14 April, 1978, 21 P.
- Gjosaeter, J., 1978a.** Resource study of mesopelagic fish. Ph.D. Thesis, University of Bergen, Bergen, 203 P.
- Gjosaeter, J., 1978b.** Aspects of the distribution and ecology of the Myctophidae from the western and northern Arabian Sea. In Report of the FAO/Norway workshop on the fishery resources in the north Arabian Sea. Karachi, Pakistan, 16-28 January, 1978. Vol2. Papers. Rome, FAO, IOFC/DEV/78/43.2:62-108.
- Gjosaeter J. and Kawaguchi, K., 1980.** A review of the world resource of mesopelagic fish. FAO Fish Technical Paper, 193.
- Gjosaeter, J., Dayaratne, P., Bergstad, O.A., Gjosaeter, H., Sousa, M.I. and Beck, I.M., 1984.** Ageing tropical fish by growth rings in the otoliths. *FAO Fisheries and Aquaculture Circular*, 776, 1–54.
- Go, Y.B., Kawaguchi, K. and Kusaka, T., 1977.** Ecologic study on *Diaphus suborbitalis* WEBER (Pisces, Myctophidae) in Saruga Bay, Japan. 1. Method of ageing and its life span. *Bulletin of the Japanese Society of Fisheries*, 43(8), 913-919.
- Goodyear, R. H., B. J. Zahuranec, W. L. Pugh and R. H. Gibbs, 1972.** Ecology and vertical distribution of Mediterranean midwater fishes. Mediterranean biological studies final report. Report to U.S. Navy Office of naval Research contract no. N00014-67-A-399-000-7, 91-229
- Gulland, J.A., 1971.** The fish resources of the ocean. Fishing News, UK. 255 P.
- Halliday, R.G., 1970.** Growth and vertical distribution of the glacier lanternfish, *Benthoosema glaciale*, in the northwestern Atlantic. *Journal of*

- the Fisheries Research Board of Canada*, 27, 105–126.
- Hoening, J., Csirke, J., Snaders, M.J., Abella, A., Andreoli, M.G., Levi, D., Ragonese, S., Al-Shoushani, M., El-Musa, M.M., 1987.** Data acquisition for length-based stock assessment: Report of Working Group I PY, V 13. *Journal of Scientific Conference Proceedings*, pp 343-352.
- Hosseini-Shekarabi, S.P., Valinassab, T., Bystydzińska, Z. and Linkowski, T., 2015.** Age and growth of *Benthoosema pterotum* (A lcock, 1890) (Myctophidae) in the Oman Sea. *Journal of Applied Ichthyology*, 31(1), 51-56. DOI: 10.1111/jai.12620
- Johannesson, K. and Valinassab, T., 1994.** Survey of Mesopelagic Fish Resources within the Iranian Exclusive Economic Zone of the Oman Sea. FAO Final Report, Italy. 85 P.
- Karuppasamy, P., George, S. and Menon, N., 2008a.** Length-weight relationship of *Benthoosema pterotum*(Myctophid) in the deep scattering layer (DSL) of the eastern Arabiab Sea. *Indian Journal of Fisheriws*, 55, 301-303.
- Karuppasamy, P.K., Balachandran, K., George, S., Balu, S., Persis, V. and Menon, N.G., 2008b.** Food of some deep-sea fishes collected from the eastern Arabian Sea. *Journal of the Marine Biological Association of India*, 50(2), 1-5.
- Kawaguchi, K. and Mauchline, J., 1982.** Biology of myctophid fishes (Family: Myctophidae) in the Rockall Trough, northeastern Atlantic Ocean. *Biological Oceanography*, 1,337–373.
- Kiaalvandi, S., Paighambari, Y., Valinassab, T. and Hosseini, A., 2012.** Bycatch Composition of Myctophid Mid-water Trawls in Iranian Waters of the Oman Sea. *Caspian Journal of Applied Sciences Research*, 1(7), pp. 33-39.
- King, M., 2007.** Fisheries biology assessment and management fishing. Second Edition. Blackwell publishing Ltd, UK. 382 P.
- Krueger, W.H., 1972.** Biological studies of the Bermuda Ocean Acre IV. Life history, vertical distribution, and sound scattering in gonostomatid fish *Valenciennellus tripunctulatus* (Esmark). Report to U.S. Navy Underwater system center. Washington, Smithsonian Institution, 67 P.
- Moser, H.G. and Watson, W., 2006.** Myctophiformes. In: Richards, W.J. (eds) Early stages of Atlantic fishes— an identification guide for the Western Central North Atlantic. CRC Press, USA. pp 461–580.
- Nishimura, A., Nagasawa, K., Asanuma, T., Aoki, H. and Kubota, T., 1999.** Age, growth, and feeding habits of lanternfish, *Stenobrachius leucopsaurus* (Myctophidae) collected from the near surface layer in the Bering Sea. *Fisheries Science*, 65(1), 11–15.
- Okutani, T., 1977.** Stock assessment of cephalopod resources fished by

- Japan. *FAO Fish Technical Papers*, (173), 1-62.
- Pauly, D. and David, N., 1981.** ELEFAN I, a BASIC program for the objective extraction of growth parameters from length-frequency data. *Meeresforschung*, 28, 205-211.
- Pauly, D. and Munro, J.L., 1984.** Once more on the comparison of growth in fish and invertebrates. ICLARM: International Center for Living Aquatic Resources Management, Fishbyte, Vol. 2, No. 1, 21 P.
- Pauly, D., 1979.** Theory and management of tropical multispecies stocks. *ICLARM Studies and Reviews*, 1, 35.
- Pauly, D., 1980.** On the interrelationships between natural mortality, growth parameters, and mean environmental temperature in 175 fish stocks. *Journal Du Conseil international Pour L Exploration De La Mer*, 39(2), 175-192
- Pauly, D., 1984.** Fish Population dynamics in tropical waters: A manual for use with programmable calculators. *ICLARM Studies and Reviews*, 8, 325-356.
- Pillai, P.P., Pillai, N.G., Sathianandan, T.V. and Kesavan Elaythu, M.N.K., 1993.** Fishery Biology and stock assessment of *Scomberomorus commerson* (lacepede) from the south-west coast in India. *IPTP Collective*, 8, 56-61.
- Pitcher, T.J., 2002.** A bumpy old road: Size-base methods in fisheries assessment. In: Hart, P.J.B. and Reynolds, J.D. (eds) Hand book of fish biology and fisheries. Blackwell Science Ltd. Malden, MA, USA. pp 189-210.
- Prut'ko, V.G., 1987.** On age and growth, rate of *Diaphus suborbitalis* (Myctophidae) from the Equatorial Indian Ocean. *Vopr. Ikhiol. Journal of Ichthyology*, 27(3), 478-87.
- Ricker, W.E., 1973.** Linear regressions in fishery research. *Journal of Fisheries Research Board of Canada*, 30, 409- 434.
- Smoker, W. and Percy, W.G., 1970.** Growth and reproduction of the lanternfish *Stenobranchius leucopsarus*. *Journal of Fisheries Research Board of Canada*, 27, 1265-1275.
- Sparre, P. and Venema, S.C., 1992.** Introduction to tropical fish stock. FAO Fisheries Technical Paper. No. 306. FAO Rome, Italy.
- Sturges, H.A., 1926.** The Choice of a Class Interval. *Journal of the American Statistical Association*, 21, 65-66.
- Valinassab, T., Pierce, G.J. and Johannesson, K., 2007.** Lantern fish (*Benthoosema pterotum*) resources as a target for commercial exploitation in the Oman Sea. *Journal of Applied Ichthyology*, 23, 573-577. DOI: 10.1111/j.1439-0426.2007.01034.x
- Vipin, P.M., Harikrishnan, M., Ravi, R., Boopendranath, M.R. and Remesan, M.P., 2018.** Population Dynamics of Spinycheek lanternfish *Benthoosema fibulatum* (Gilbert and Cramer 1897), Caught off the South-

west Coast of India. *Asian Fisheries Science*, 31, 161–171.

Vizvari, F., Noori, A., Sajjadi, M., and Kalvani-Neitali, B., 2017. Length-weight relationship and condition factor of female skinnycheek lanternfish, *Benthoosema pterotum* (Alcock, 1890) in the Iranian shelf region of the Makran Sea (Teleostei: Myctophidae). *Iranian Journal of Ichthyology*, 4(2), 181-187.

DOI: 10.7508/iji.2017

Walford, L.A., 1946. A new graphic method of describing the growth of

animals. *Biological Bulletin*, 90, 141–147.

Weatherley, A.H., 1972. Growth and ecology of fish populations. Academic Press, UK. 258 P.

Wienerroither, R.M., 2003. Species composition of mesopelagic fishes in the area of the Canary Islands, Eastern Central Atlantic. *6th GFBS Annual Congress Abstracts. Organisms Diversity and Evolution*, Germany. pp 60.