

Comparison of Soybean meal and Cottonseed meal variety Pak (CSMP) on growth and feed using in rainbow trout (*Oncorhynchus mykiss*)

Dadgar S.^{1,2*}; Che Roos Bin Saad¹; Abdul Razak Alimon¹;
Mohd Salleh Kamarudin¹ and Nafisi Bahabadi M.³

Received: August 2008

Accepted: February 2009

Abstract

Apparent digestibility coefficients (ADC) were calculated by using chromic oxide in the diet as an indigestible marker to evaluate the Iranian Cottonseed meal (CSMP). Then, the nutritional value of cottonseed meal (CSM) as soybean meal (SBM) substitute in quality low cost rainbow trout (*Oncorhynchus mykiss*) ration was investigated. In this study, six formulated feeds consisting different levels of CSMP (0, 20, 40, 60, 80, 100%) substitution of SBM were fed to a total of 540 rainbow trout with initial mean body weight of 50 ± 5 g. Fish were randomly stocked into eighteen 100L fiberglass tanks with 30 fish per tank and 3 tanks per diet and fed to apparent satiation 3 times a day and 7 days per week for 60 days. The ADC of CSMP and SBM were measured as of dry matter, 62.7 and 69.2%; crude protein, 82.4 and 87.3%; fat, 66.6 and 78.5%, respectively. After an 8 week feeding trial, the average weight gain of fish fed with diets 1 to 6 was: 100.6, 102, 102.9, 103.3, 103.9, and 103.4g, respectively. Average feed conversion ratio (FCR) of fish fed diets 1 to 6 was measured as of 1.28, 1.31, 1.31, 1.27, 1.29, and 1.25, respectively. For all six treatments, the survival percentage was more than 99%. ADC value for most nutrients of CSMP was different from those of SBM. Weight gain, specific growth ratio (SGR), daily weight gain (DWG) and survival rate were not significantly different ($P>0.05$) for fish fed with CSMP diets compared to the control diet but the differences of FCR were significant among different diets ($P<0.05$). In the feasibility study, complete replacement of SBM by CSMP revealed to be economic and based on the gossypol analysis, total gossypol levels was not observed for toxicity on liver of fish fed by CSMP, indicating the possibility of total replacement of SBM by CSMP in rainbow trout fed formulations.

Keywords: Rainbow trout, Cottonseed meal (CSMP), Gossypol, Soybean meal (SBM), Growth

1 – Iranian Fisheries Research Organization, P.O.Box: 14155-6116 Tehran, Iran

2 - Faculty of Agriculture, University of Putra , No. 43400, Serdang, Selangor, Malaysia

3 - Faculty of Agriculture and Natural Resources, University of Persian Gulf, Bushehr, Iran

* Corresponding author's email: shdadgar@ifro.ir

Introduction

In recent years, aquaculture industry has developed rapidly in many countries. The aquaculture production improves 15% annually and is predicted to continue to grow fast in future (Anon., 2002). The sustainability of aquaculture development is absolutely dependent on the availability of quality and cheap feedstuffs. Feed costs generally account for more than half of operating costs of aquaculture operations (Cho & Slinger, 1979). Fishmeal (FM) and soybean meal (SBM) are the main raw components in manufactured fish feeds as a protein resource. However, as excellent a source of protein as FM is, it is expensive to use as a protein source in manufactured fish feed. The production of FM is a multi-step process including catching the fish, processing it, and then testing the meal for nutrient value. Moreover, only limited species of fish are available as a source for FM and the populations of these species is relatively constant. With demand for FM increasing and government constraints protecting against over-fishing, availability of FM is decreasing and its price is increasing. This rising expense is a driving force behind the constant search for alternative protein sources and due to its high protein content, SBM has the potential to be a full or partial replacement for FM in manufactured fish feed.

SBM has its own drawbacks such as its increasing price in Iran (Anon., 2004a) and several antinutritional factors such as phytic acid contain in Soybean. Phytic acid can reduce zinc availability and reduce protein digestibility in salmonid diets. Extensive

research has been conducted on the usefulness of SBM alternative feedstuffs to decrease the production costs (Robinson & Daniels, 1987; Smith *et al.*, 1988; Barros *et al.*, 2002).

In recent years, there has been a considerable challenge to use Cottonseed meal (CSM) as a substitute in fish diets (Cheng & Hardy, 2002; Rinchard, 2003; El-Saidy, 2004; Lee *et al.*, 2006), and there has been a general agreement that CSM is an acceptable candidate to partially replace FM and SBM in fish ration. However, gossypol, the principal pigment of cottonseed, has been identified as a toxic substance in CSM that limits the use of this feedstuff in animal diets (Withers & Carruth, 1915; Menaul, 1923, Castillon & Alschuk, 1950). Furthermore, the low concentration of lysine in some varieties of cottonseed is another limiting factor for the usage of CSM in monogastric aquatic animals (Rinchard *et al.*, 2002).

Currently, a new variety of Iranian cottonseed (CSMP) with low free and total gossypol has been widely commercialized in Iran with an annual production of more than 800,000 tons (Anon., 2004a). This variety of cottonseed is currently just used for livestock feeding. This study was conducted to investigate the possibility of partial and complete replacement of this variety in rainbow trout diet with SBM. Rainbow trout is an important commercial aquaculture species in Iran with an annual production of more than 150,000 tones (Anon., 2004b).

Materials and methods

This study was carried out in two stages in a commercial trout farm (Sarshar farm) located at Tonekaboon, Iran. CSMP used in this study was a by-product of the mechanically extracted cottonseed oil. The chemical analysis was done based on AOAC (1995). Gossypol was determined by high-performance liquid chromatography (HPLC) according to the standard method of American Oil Chemists Society (AOCS, 1998).

This experiment was conducted to evaluate the apparent digestibility coefficients (ADC) of Cottonseed meal. Diet 1 was used as the reference diet (Table 1), which served as an internal control with chromic oxide (1%) as an indigestible marker (Temesgen, 2004). Diets 2 and 3 were formulated using 70% reference diet and 30% of each CSMP and SBM, respectively (Cho & Slinger, 1979). Diets were mechanically mixed with distilled water (40g/100g diet mix), pressure-pelleted, and stored at -25°C till the experiment.

Nine digestibility tanks (100L) supplied with flow through spring water (temperature; $11-13^{\circ}\text{C}$, $1\text{m}^3/\text{s}$) were each stocked with 20 fish ($50\pm 5\text{g}$ body weight initially) in early March. The tanks were kept indoor allowing ambient light to enter through a glass roof. Fish were assigned randomly to these three diets and consumed a commercial feed (Chineh Co., Tehran, Iran) for 1 week before feeding the experimental diets and fecal collection. Fecal collection lasted for three weeks (Hajen *et al.*, 1993). Fish were fed the test diet at the rate of 2% (fresh body weight basis) per day and twice a day (0900 and 1700). All uneaten food was siphoned out an hour after each feeding. See Table 1

for detailed proximate composition of the experimental diets. The ADC value was calculated based on Cho & Slinger (1979) as follows:

$$\text{ADC} = 100 \times (1 - ((\text{Cr}_2\text{O}_3 \text{ g in diet} / \text{Cr}_2\text{O}_3 \text{ g in feces}) \times (\text{fecal nutrient or energy level} / \text{dietary nutrient or energy level})))$$

The ADC of the test ingredients was then calculated as follows:

$$\text{ADC} = (\text{ADC of test diet} - 0.7 \text{ ADC of the reference diet}) / 0.3$$

Eighteen fiberglass tanks (100L) supplied with flow through spring water (temperature; $11-13^{\circ}\text{C}$, $1\text{m}^3/\text{s}$) were each stocked with 30 fish (initial mean body weight of $50\pm 5\text{g}$). The tanks were kept outdoors and each experimental diet was fed to three tanks.

Six pelleted isocaloric test diets were formulated to obtain CSMP-SBM substitution of 0, 20, 40, 60, 80 and 100% (Table 2). Experimental diets were ISO-caloric and formulated based on the rainbow trout requirements (35% crude protein (CP) and 3600Kcal/Kg energy). The fish were fed the test diets at 2% body weight three times a day for 8 weeks. Following MS 222 anaesthesiasation at 100ppm, sampling was done for body weight and total length every two weeks. Fish were starved for 24 hours before each sampling.

At the end of the experiment, three fish from each treatment were sacrificed and pooled for body composition analyses. Fish weight gain, FCR, SGR, DWG and survival were estimated (Hardy, 1989). Gossypol was measured using the standard method by American Oil Chemists Society (AOCS, 1998). At the end of the second experiment, three fish of each diet were sacrificed for

gossypol analyses. The chemical compositions of the fish were measured following AOAC (1995) methods.

All statistical analyses were performed using SPSS version 6 (SPSS, Inc., Chicago, IL). In order to compare the results of statistical test with that of conventional

ANOVA, one-way analysis of variance was performed. Duncan's multiple range (Duncan, 1955) test for means and LSD test to identify the significance of difference between any pair of treatment means were used. All differences were regarded as significant at $P < 0.05$.

Table 1: Composition of reference diet (%)

Ingredients	%
Kilka fish meal	18.5
Wheat gluten	13.5
Corn meal	17.5
SBM	31
Vitamin premix	2
Mineral premix	2
Soybean oil	14.5
Chromic oxide	1

Chemical composition (% as is basis, average of three samples)

Crude protein	35.5
Crude fat	9
Moisture	11.5

Table 2: Diets and chemical composition for Experiment 2 (% as basis)

Ingredients	Diets ^a					
	1	2	3	4	5	6
Corn meal	17.5	16.5	16.3	15.6	15.1	14.6
SBM	31	24.8	18.6	12.4	6.2	0.0
CSMP	0.0	6.2	12.4	18.6	24.8	31
Fishmeal (Kilka)	18.5	20	19.5	20	20	20
Wheat gluten	13.5	12.7	13.6	13.8	14.3	14.8
Soya oil	14.5	14.6	14.6	14.6	14.6	14.6
Supplements ^b	5	5	5	5	5	5
Crude protein	35	35	35	35	35	35
Energy (kcal/kg)	3600	3600	3600	3600	3600	3600
Chemical composition (% as is basis, average of three samples)						
Crude Protein	34.87	34.77	34.65	34.78	35.93	34.75
Energy (kcal/kg)	3612	3617	3628	3606	3625	3610

a: Diets 1, 2, 3, 4, 5, 6 contained 0%, 20%, 40%, 60%, 80% and 100% CSMP, respectively.

b: Supplements provided as the following: Trace mineral mix (zinc, iron, manganese, copper, iodine, cobalt, and selenium), Vitamin mix (vitamin A, D3, K, E, riboflavin, pyridoxine, panthothenic acid, nicotinic acid, folic acid, biotin, vitamin B12, vitamin C, choline chloride, L-ascorbyl acid-2-polyphosphate, celufil.

Results

Experiment # 1; Digestibility study

The free and total gossypol contents of CSMP were found to be 30mg/Kg and 90mg/Kg, respectively. Chemical analyses of CSMP were as follows: 91.92% dry matter, 36.9% crude protein, 10.6% crude fat, 4.72% fiber, and 2250Kcal/Kg energy (as is basis). Apparent digestibility coefficients for dry matter, Crude fat and CP in CSMP and SBM are presented in Table 3. There were no significant differences in ADCs of CP among the different diets. Significant differences existed in ADC values for dry matter and crude fat ($P<0.05$). ADC of dry matter and crude fat was higher in SBM than CSMP.

Experiment # 2; feeding trial

Fish initial weight, weight gain, FCR, SGR, DWG and survival rate were presented in Table 4. No significant differences were found in initial weight, weight gain, SGR, DWG or survival rate among fish fed with different diets. However, there was significant difference in FCR ($P<0.05$). Results indicated that SBM could be replaced 100% by CSMP in rainbow trout diets without significantly

reducing weight gain, SGR, DWG, survival rate and increasing FCR. There were no significant differences in moisture, Crude protein, fat, or ash in whole fish body (Table 5). Results indicated that diets did not present any significant alteration in length and weight. It is also indicated that there were significant differences in FCR among fish fed with different diets (Fig. 1; $P<0.05$). In addition, our results indicated that there were no significant differences in SGR and DWG, respectively, among fish fed with different diets (Figs. 2 & 3; $P>0.05$). Results indicated that the best SGR, DWG, and FCR were obtained from fish fed the 100% dietary CSMP (diet 6). At the end of the second experiment, total gossypol concentrations were measured in the liver samples (3 samples per dietary treatment). The results of the liver analysis have shown that the total gossypol levels were 78.5, 85.4, 112.2, 119.3 and 127.2mg/Kg (wet weight basis) for fish fed the diets 2-6, respectively. There were no indications of toxicity in all fish samples.

Table 3: Apparent digestibility coefficients (%) for dry matter, crude fat and crude protein of SBM and CSMP for rainbow trout (% , n =3 tanks)

Ingredients	Dry matter	Crude Protein	Crude fat
SBM	69.2±0.4 ^a	87.3±0.4 ^a	78.5±0.6 ^a
CSMP	62.7±0.3 ^b	82.4±0.3 ^a	66.6±0.4 ^b

Table 4: Average initial weight, final weight, weight gain, total length, FCR, SGR, DWG and survival rate for rainbow trout fed with different diets for 2 months (n=3 tanks)

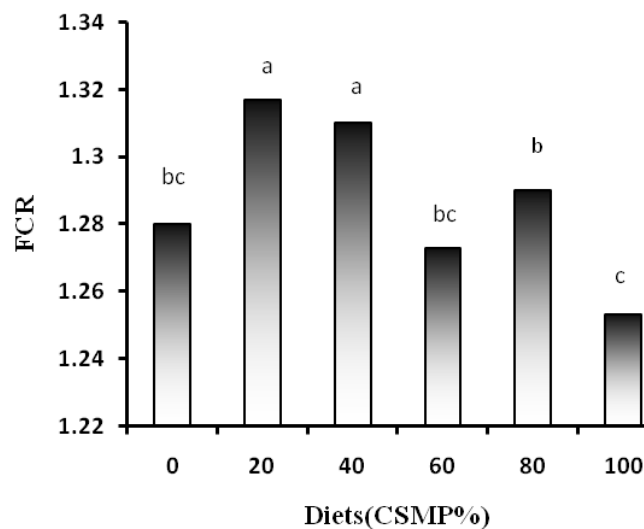
Item	Diets					
	1	2	3	4	5	6
Initial weight (g)	47.7 ^a	49.1 ^a	49.2 ^a	48.2 ^a	49.2 ^a	47.7 ^a
Final weight (g)	100.6 ^a	102 ^a	102.9 ^a	103.3 ^a	103.9 ^a	103.4 ^a
Weight gain (g)	52.9 ^a	52.9 ^a	53.7 ^a	55.1 ^a	54.7 ^a	55.7 ^a
Total length (cm)	20.3 ^a	20.3 ^a	20.3 ^a	20.4 ^a	20.4 ^a	20.4 ^a
FCR	1.28 ^{bc}	1.31 ^a	1.31 ^a	1.27 ^{bc}	1.29 ^b	1.25 ^c
SGR (%)	1.26 ^a	1.21 ^a	1.23 ^a	1.26 ^a	1.25 ^a	1.28 ^a
DWG (gd ⁻¹)	0.90 ^a	0.88 ^a	0.89 ^a	0.91 ^a	0.91 ^a	0.92 ^a
Survival (%)	100	100	100	99	100	100

* The rows with the same letters are not statistically different (P>0.05).

Table 5: Chemical analysis of whole fish body (% , as net weight basis)

Item	Diet *					
	1	2	3	4	5	6
Moisture	72.6±0.1	72.2±0.1	72.1±0.3	72.5±0.2	72.9±0.1	73.1±0.1
CP	13.8±0.5	13.7±0.6	13.7±0.6	13.6±0.1	13.7±0.5	13.9±0.7
Fat	10.8±0.9	11.1±0.3	12.3±0.6	11.9±0.1	12.4±0.6	12.6±0.4
Ash	2.2±0.2	2.4±0.1	1.8±0.3	1.6±0.1	1.5±0.1	1.6±0.1

* No significant differences were found among different dietary treatments.

**Figure 1: The relationship between FCR and diets**

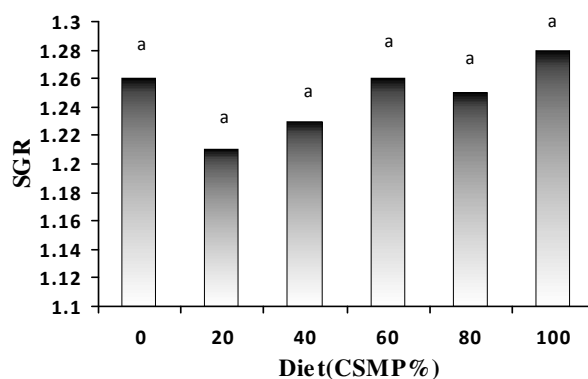


Figure 2: The relation between SGR and diets

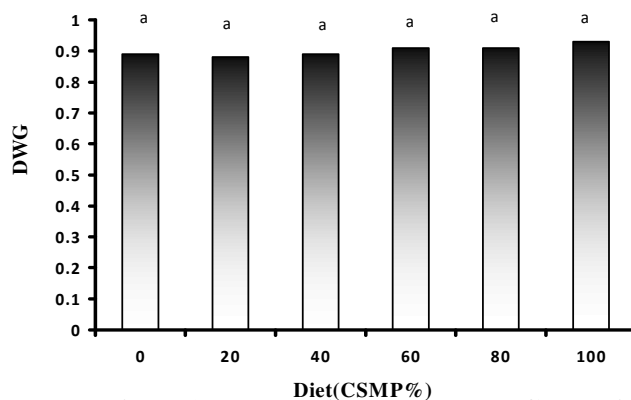


Figure 3: The relation between DWG and diets

Discussion

In general, the primary concerns of using CSM as a protein source in fish feeds are its gossypol content, low levels of lysine and methionine as well as high crude fiber level. Gossypol is the main pigment of CSM that is toxic to some animals (Colin-Negrete *et al.*, 1985), humans (Qian *et al.*, 1984) and fishes (Herman, 1970; Dabrowski *et al.*, 2000; Rinchard *et al.*, 2000). There have been several studies in which CSM was used as a protein source in diets for warm-water fish species (Robinson & Daniels, 1987; Robinson & Brent, 1989; Robinson, 1991) and cold-water fish (Herman, 1970; Fowler, 1980; Blom *et al.*, 2001) despite its reported low

availability of lysine, and the presence of gossypol (Barros *et al.*, 2002; Cheng & Hardy, 2002). Robinson and Brent (1989) used solvent extracted CSM at the inclusion levels of 0%, 10% and 20% in channel catfish feeds in a 132-day study. The findings showed that fish fed diets containing 10% and 20% CSM had similar WG, FCR, and survival rate compared to those fed a diet containing 0% CSM (44.7% SBM). Free gossypol levels in fish fillets were below detectable limits. Therefore, they reported that CSM could be used at inclusion level of 15% in catfish feeds.

In an earlier study, Robinson and Daniels (1987) investigated the use of CSM as a partial or complete substitute for SBM in catfish diets. They reported that fish fed with a diet containing glandless CSM to replace all SBM had similar growth, FCR, CF and survival compared to fish fed a SBM-based diet. Similarly, free gossypol levels in fish fillets were below detectable limits for fish fed those two types of CSM-based diets. Robinson (1991) further evaluated the effect of supplementing lysine in CSM when it partially or totally replaced SBM in channel catfish feeds. The results revealed that CSM could replace 50% of SBM without lysine supplementation, and replace 100% of SBM when lysine was supplemented, without suppress weight gain, FCR, and survival.

Herman (1970) reported reduced growth in juvenile rainbow trout (cold-water fish) fed with diets containing 300mg free gossypol/Kg diet. Using Pacific salmon, Fowler (1980) used both SBM and CSM as protein sources to partially replace FM. He reported that Chinook salmon fingerlings fed with a diet containing 34% CSM with gland grew as fast as those fed with a diet containing 37% FM. In addition, Coho salmon fed with a diet containing 22% CSM with gland performed as well as fish fed a diet containing 37% FM. These findings were in line with those of Blom *et al.* (2001) that adult rainbow trout fed with diets in which CSM completely replaced FM had normal growth and survival rate over a 6-month period, but the reproductive performance of adult female trout decreased.

In the present study, CSMP was successfully used to replace SMB in rainbow

trout diets. The total gossypol level measured in feed at 100% SBM replacement by CSMP 90mg/Kg wet weight basis and the free gossypol content was 30mg/Kg wet weight basis, respectively. The best inclusion level of CSMP in experiment 2 which led to the highest weight gain and the lowest FCR was 100%. This is well explained by the gossypol content of these varieties. The tolerance limit of juvenile rainbow trout to total gossypol was reported to be 165mg/Kg (Cheng & Hardy, 2002), which was supported by other studies carried out by Dabrowski *et al.* (2002) and Lou *et al.* (2006). On the contrary, Herman (1970) claimed that free gossypol did not negatively affect the growth of trout at the concentration lower than 290mg/kg. In the current study, the total gossypol content of the diets CSMP-100% was measured 28mg/kg which was considerably below the reported toxic levels by the other studies (Herman, 1970; Cheng & Hardly, 2002).

In a study conducted by Yildirim *et al.* (2003) on channel catfish (*Ictalurus punctatus*) fed diets containing graded levels of gossypol-acetic acid, the toxic concentration was reported to range from 300 to 1200mg total gossypol/kg diet. Hence, the complete substitution of SBM by CSMP in this study not only did not suppress the growth factors but also was statistically comparable with 100 % SBM-based diet. Therefore, by taking the economic aspects into consideration, complete replacement of SBM in the rainbow trout diet by CSMP could be recommended. Moreover, CSMP is currently being produced in large quantity in Iran and the majority is being used as a ruminants feed ingredient at a

comparatively cheaper price (USD 0.15) than SBM (USD 0.35).

Acknowledgements

Partial financial support from Iranian Fisheries Research Organization (IFRO) is gratefully acknowledged. Our heartfelt appreciation also goes to the staffs of Cold Water Fishes Research Center in Tonekabon, Iran. Mr. Bahramian, Mr. Aghaie and Mr. Farzanfar. Acknowledgement is also due to Mr. Akbari for his valuable assistance. The authors would like to thank Dr. Alijanpour, Dr. Alizade, Mr. Sarshar, Dr. Siamak Yoosefi, Dr. Motalebi, Dr. Sharif Rohani and Dr. Seyed Meisam Tabatabaei, for their critical reviews, helpful comments and suggestions. We also owe thanks to our families for their never-ending support.

References

- American Oil Chemists Society (AOCS), 1998.** Official methods and recommended practices of the American Oil Chemists' Society, 1997, 5th ed. American Oil Chemists' Society, Champaign, IL, USA.
- Anonymous, 2002.** The State of World Fisheries and Aquaculture, 2002. World review of Fisheries and Aquaculture. <http://www.fao.org/docrep/005/>. Accessed on September 26, 2007.
- Anonymous, 2004a.** Iranian Agriculture Annual Report. 150P. (in Persian).
- Anonymous, 2004b.** Iranian Fisheries Organization Annual Report. 96P. (in Persian).
- Association of Official Analytical Chemists (AOAC), 1995.** Official methods of analysis. 16th ed. Arlington.
- Barros, M.M., Lim, C. and Klesius, P.H., 2002.** Effect of soybean meal replacement by Cottonseed meal and iron supplementation on growth, immune response and resistance of channel catfish (*Ictalurus punctatus*) to *Edwardsiella ictaluri* challenge. *Aquaculture*, **207**:263-279.
- Blom, J.H., Lee, K.J., Rinchard, J., Dabrowski, K. and Ottobre, J., 2001.** Reproductive efficiency and maternal-offspring transfer of gossypol in rainbow trout (*Oncorhynchus mykiss*) fed diets containing cottonseed meal. *Journal of Animal Science*, **79**:1533-1539.
- Castillon, L.E. and Alschul, A.M., 1950.** Preparation of water-soluble combination products of gossypol and their toxicity to aquarium fish. *Proceedings of the Society for Experimental Biology and Medicine*. **74**:623-626.
- Cheng, Z.J., and Hardy, R.W., 2002.** Apparent digestibility coefficient and nutritional value of Cottonseed meal for rainbow trout (*Oncorhynchus mykiss*). *Aquaculture*, **212**:361-372.
- Cho, C.Y. and Slinger, S.J., 1979.** Apparent digestibility measurement in feedstuffs for rainbow trout. *In: Finfish Nutrition and Fish feed Technology*, (J.E. Halver & K. Tiews eds). Heenemann gmbH, Berlin. **2**: 239-248.
- Cho, C.Y., Slinger, S.J. and Bayley, H.S., 1982.** Bioenergetics of salmonid fishes: Energy intake, expenditure and productivity.

- Comparative Biochemistry and Physiology. **73**:25–41.
- Colin-Negrete, J., Kiesling, H.E., Ross, T.T., and Smith, J.F. 1996.** Effect of whole cottonseed on serum constituents, fragility of erythrocyte cells, and reproduction of growing Holstein heifers. *Journal of Dairy Science*, **79**:2016–2023.
- Dabrowski, K., Rinchar, J., Lee, K.J., Blom, J.H., Ciereszko, A., and Ottobre, J. 2000.** Effects of diets containing gossypol on reproductive capacity of rainbow trout (*Oncorhynchus mykiss*). *Journal of Biology Reproduction*, **62**:227-234.
- Dabrowski, K., and Lee, K.J., 2002.** High performance liquid chromatographic determination of gossypol and gossypolone in fish tissues using simultaneous electrochemical and ultraviolet detectors. *Journal of Chromatography*, **779**:313-319.
- Duncan, D.B., 1955.** Multiple-range and multiple F tests. *Biometrics*. **11**:1-42.
- El-Saidy, D.M.S.E. and Gaber, M.M., 2004.** Use of Cottonseed meal supplemented with iron for detoxification of gossypol as a total replacement of fishmeal in Nile tilapia (*Oreochromis niloticus*) diets. *Aquaculture Research*, **35**:859-865.
- Fowler, L.G., 1980.** Substitution of soybean and cottonseed products for fishmeal in diets fed to Chinook and Coho salmon. *The Progressive Fish-Culturist*. **42**:87-91.
- Hajen, W.E., Beames, R.M., Higgs, D.A. and Dosanjh, B.S., 1993.** Digestibility of various feedstuffs by post-juvenile Chinook salmon (*Oncorhynchus tshawytscha*) in seawater: 1-Validation of technique. *Aquaculture*, **112**:321-332.
- Hardy, R.W., 1989.** Diet preparation. *In: Fish nutrition*, J.E. Halver (ed.), 2nd edition. Academic press Inc. New York, USA. pp.476-554.
- Herman, R.L., 1970.** Effects of gossypol on rainbow trout (*Salmo gairdneri*). *Journal of Fish Biology*, **2**:293-303.
- Lee, K.J., Rinchar, J., Dabrowski, K., Babiak, I., Ottobre, J.S., and Christensen, J.E., 2006.** Long-term effects of dietary Cottonseed meal on growth and reproductive performance of rainbow trout: three-year study. *Animal Feed Science and Technology*. **126**:93-106.
- Lou, L., Xue, M., Wu, X., Cai, X., Cao, H. and Liang, Y., 2006.** Partial or total replacement of fishmeal by solvent-extracted Cottonseed meal in diets for juvenile rainbow trout (*Oncorhynchus mykiss*). *Aquaculture Nutrition*, **12**:418-424.
- Menaul, P., 1923.** The physiological effect of gossypol. *Journal of Agriculture Research*, **26**:233-237.
- Qian, S.Z. and Wang, Z.G., 1984.** Gossypol: A potential antifertility agent for males. *Annual review of Pharmacology and Toxicology*. **24**:329-360.
- Rinchar, J., Ciereszko, A., Dabrowski, K. and Ottobre, J., 2000.** Effects of gossypol on sperm viability and plasma sex steroid hormones in male sea lamprey (*Petromyzon marinus*). *Toxicology Letters*. pp.111-189.
- Rinchar, J., Mbahinzireki, G., Dabrowski, K., Lee, K.-J., Garcia-Abiado, M.A. and Ottobre, J., 2002.** Effects of dietary Cottonseed meal protein level on growth, gonad development and plasma sex steroid hormones of tropical fish tilapia *Oreochromis* sp., *Aquaculture International* **10**:11–28.

- Rinchard, J., Lee, K.J., Czesny, S., Ciereszko, A., Dabrowski, K., 2003.** Effect of feeding Cottonseed meal-containing diets to broodstock rainbow trout and their impact on the growth of their progenies. *Aquaculture*, **227**:77-87.
- Robinson, E.H. and Daniels, W.H., 1987.** Substitution of Soybean meal with Cottonseed meal in pond feeds for channel catfish reared at low densities. *Journal of World Aquaculture Society*, **18**:101-106.
- Robinson, E.H. and Brent, J.R., 1989.** Use of plant proteins in catfish feeds: Replacement of Soybean meal with Cottonseed meal and replacement of fishmeal with soybean meal and cottonseed meal. *Journal of World Aquaculture Society*, **20**:271-276.
- Robinson, E.H., 1991.** Improvement of cotton seed meal protein with supplement lysine in feeds for channel catfish. *Journal of Applied Aquaculture*, **1**:1-14.
- Smith, R.R., Kincaid, H.L., Regenstein, J.M. and Rumsey, G.L., 1988.** Growth, carcass composition, and taste of rainbow trout of different strains fed diets containing primarily plant or animal protein. *Aquaculture*, **70**:309-321.
- Soofiani, M.N., Shirmohammad, F. and Pourreza, J., 1998.** Replacement of fishmeal by different sources of plant protein in diet of rainbow trout (*Oncorhynchus mykiss*). *Journal of Iranian Agriculture Research*, **4**:13-19.
- Sullivan, J.A. and Reigh, R.C., 1995.** Apparent digestibility of selected feedstuffs in diets for hybrid striped bass (*Morone saxatilis* ♀ × *Morone chrysops* ♂). *Aquaculture*, **138**:313-322.
- Temesgen, G.G.M., 2004.** Utilization of *Gliricidia sepium* leaf meal as protein source in diets of Mozambique Tilapia (*Oreochromis mossambicus*). Ph.D. Thesis, UPM, Malaysia. 150P.
- Withers, W.A., and Carruth, F.E., 1915.** Gossypol, the toxic substance in cottonseed meal. *Journal of Agriculture Research*. **5**: 261-288.
- Yildirim, M., Lim, C., Wan, P.J. and Klesius, P.H., 2003.** Growth performance and immune response of channel catfish (*Ictalurus punctatus*) fed diets containing graded levels of gossypol-acetic acid. *Aquaculture*, **219**:751-768.

مقایسه کنجاله تخم پنبه واریته پاک (CSMP) و
کنجاله سویا بر رشد و

مصرف خوراک در ماهی قزل‌آلای رنگین کمان *Oncorhynchus*
(*mykiss*)

شهرام دادگر^{۱*}؛ چیروز بن سعد^۲؛ عبدالرزاق الیمون^۲؛
محمد صالح کامارودین^۳ و
محمود نفیسی بهابادی^۳

تاریخ پذیرش:

تاریخ دریافت: مرداد ۱۳۸۷

بهمن ۱۳۸۷

چکیده

در این مطالعه ابتدا با استفاده از اکسید کرم (بعنوان نشانگر)، قابلیت هضم ظاهری کنجاله تخم پنبه واریته پاک (CSMP) محاسبه گردید. سپس کنجاله تخم پنبه یاد شده بعنوان جای‌گزین اقتصادی کنجاله سویا در جیره غذایی ماهی قزل‌آلای رنگین کمان (*Oncorhynchus mykiss*) از نظر ارزش غذایی مورد تحقیق قرار گرفت. در این مطالعه، شش جیره غذایی حاوی سطوح مختلف کنجاله تخم پنبه واریته پاک (CSMP) به عنوان جای‌گزین کنجاله سویا در سطوح مختلف فرموله گردیده در مجموع به ۵۴۰ ماهی قزل‌آلای رنگین کمان با میانگین وزن 50 ± 5 گرم خورنده شدند. در شروع آزمایش مذکور، ماهیان به طور تصادفی در تانکهای فایبر گلاس ۱۰۰ لیتری تقسیم شده و ۷ روز هفته، روزی سه بار به مدت ۶۰ روز تغذیه گردیدند. در آزمایش اول قابلیت هضم ظاهری کنجاله تخم پنبه واریته پاک (CSMP) و کنجاله سویا بدین شرح محاسبه شدند: ماده خشک به ترتیب ۶۲.۷ و ۶۹.۲ درصد، پروتئین خام به ترتیب ۸۲/۴ و ۸۷/۳ درصد، چربی به ترتیب ۶۶/۶ و ۷۸/۵ درصد. پس از ۸ هفته آزمایش بر روی تغذیه، میانگین وزن ماهیان تغذیه شده با جیره‌های ۱ تا ۶ به قرار ۱۰۰۶، ۱۰۰۲، ۱۰۲/۹، ۱۰۳/۳، ۱۰۳/۹ و ۱۰۳/۴ گرم محاسبه گردید. همچنین میانگین FCR ماهیان تغذیه شده با جیره‌های ۱ تا ۶ به قرار ۱/۲۸، ۱/۳۱، ۱/۳۱، ۱/۳۱، ۱/۲۷ و ۱/۲۹ بود. درصد بازماندگی برای هر شش جیره آزمایشی ۹۹ درصد بود. قابلیت هضم ظاهری مواد مغذی در CSMP و کنجاله سویا متفاوت بود. وزن حاصله ماهیان، SGR، DWG و درصد بازماندگی در تیمارها اختلاف معنی‌داری با یکدیگر نداشتند ($P > 0.05$) ولی تیمارها در خصوص FCR با یکدیگر اختلاف معنی‌دار داشتند ($P < 0.05$). در بحث اقتصادی، جای‌گزینی کامل CSMP با کنجاله سویا مقرون به صرفه بوده و براساس نتایج حاصله از آزمایش تجزیه گوسی‌پول، هیچ نشانی از سمیت در کبد ماهیان تغذیه شده با جیره‌های حاوی سطوح مختلف CSMP مشاهده نشد.

۱ - موسسه تحقیقات شیلات ایران، تهران صندوق پستی: ۶۱۱۶-۱۴۱۵۵

۲ - دانشکده کشاورزی دانشگاه پوترا، شماره ۴۳۴۰۰ سردانگ، سلانگور، مالزی

۳ - دانشکده کشاورزی و منابع طبیعی دانشگاه خلیج فارس، بوشهر

* پست الکترونیکی نویسنده مسئول: shdadgar@ifro.ir

کلمات کلیدی: قزل آلی رنگین کمان، کنجاله تخم پنبه واری ته پاک (CSMP)، گوسی پول، کنجاله سویا، رشد
